

2017 ADVANCED PRACTICE REGISTERED NURSE

OHIO WORKFORCE DATA SUMMARY REPORT DECEMBER 2017

Ohio Board of Nursing
17 S. High Street, Suite 660
Columbus, Ohio 43215-3466

TABLE OF CONTENTS

Introduction	3
Demographic Information	4
Age Distribution	4
Gender	4
Race / Ethnicity	5
Secondary Languages	6
Armed Forces	7
Board Service / Leadership	7
Advanced Practice Registered Nurse Employment	8
Employment & Licensure Breakdown	8
Unemployed Nurses	9
Reasons for Unemployment	9
Nursing Employment Type	10
Concurrent Paid Nursing Positions	10
Hours Worked Per Week	10
Weeks Worked Last Year	10
Practice Setting, Position Title, Practice Area	11
Primary Position Title	11
Primary Practice Setting	12
Primary Practice Area	13
Secondary Practice Setting, Position Title, Practice Area	14
Secondary Practice Setting	14
Secondary Practice Area	15
Working APRNs by Zip Code Location	16

2017 ADVANCED PRACTICE REGISTERED NURSE OHIO WORKFORCE DATA SUMMARY REPORT

Introduction

The mission of the Ohio Board of Nursing is to actively safeguard the health of the public through the effective regulation of nursing care. The Board's top priorities are to efficiently license the nursing workforce and remove dangerous practitioners from practice in a timely manner to protect Ohio patients. The Board regulates over 297,000 licenses and certificates, an increase from 223,000 in 2009.

As of June 30, 2017, there were 16,760 Advanced Practice Registered Nurses (APRNs): certified nurse practitioners (11,622); certified registered nurse anesthetists (3,183); clinical nurse specialists (1,558); certified nurse midwives (397).

Background

The Institute of Medicine (IOM) report, "The Future of Nursing: Leading Change, Advancing Health," identifies data collection as a vital component for health care planning and policymaking. Governor Kasich and the Ohio legislature have established growing Ohio's workforce as a priority.

The 2017 renewal cycle was the third data collection period for registered nurses and APRNs. The Board is pleased to continue to work with stakeholders including the Ohio Department of Health, the Health Policy Institute of Ohio, the Ohio Action Coalition, and the Ohio Action Coalition's Data/Research Work Group consisting of nursing educators, administrators, and practitioners.

The data questions are based on the nursing Minimum Data Set (Colleagues in Caring Project), core data questions developed by the HRSA National Center for Health Workforce Analysis, and the joint 2013 survey conducted by the National Forum of State Nursing Workforce Centers and the National Council of State Boards of Nursing (NCSBN).

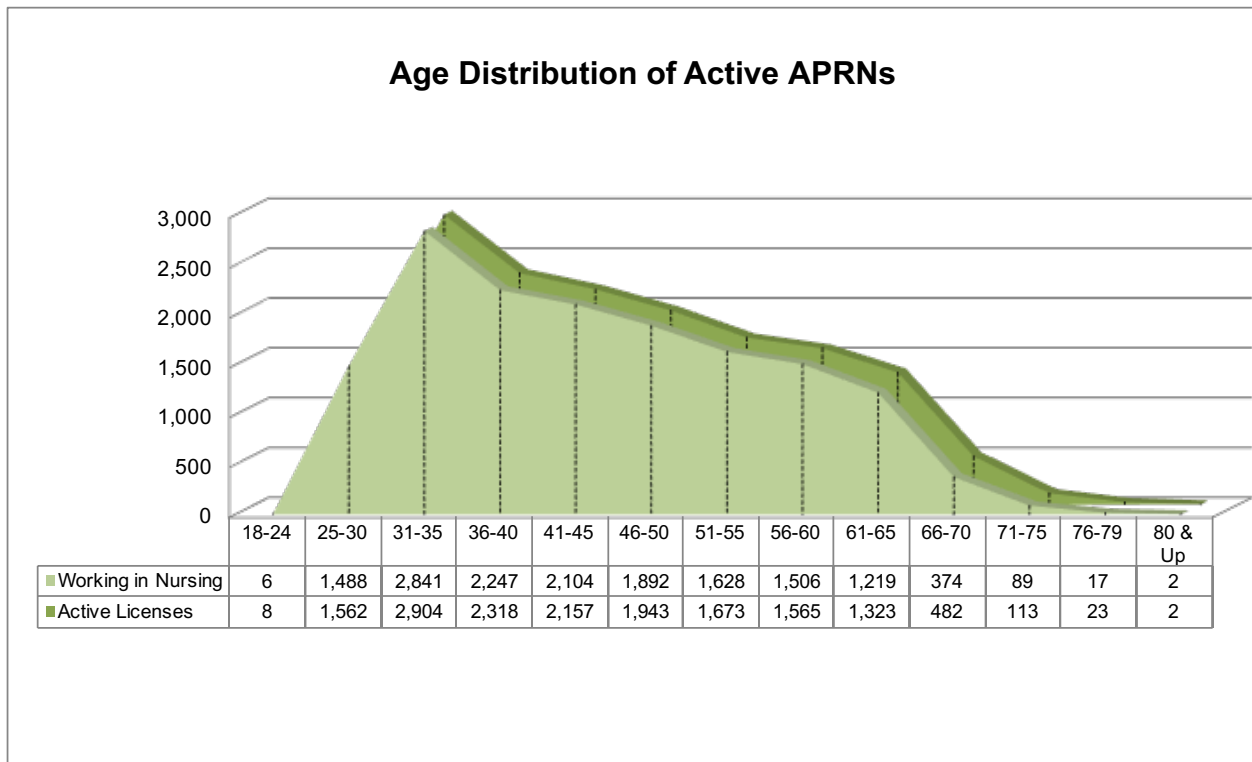
Data Collection

This report provides a general summary of the APRN data collected by the Board during the 2017 renewal period.

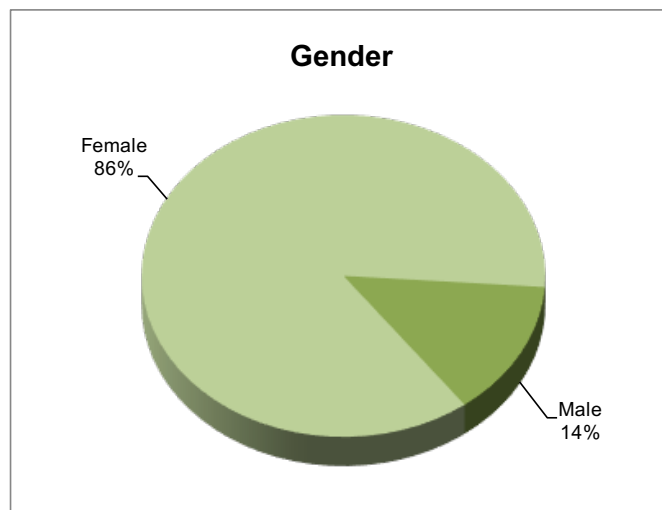
- ❖ APRN workforce data collected from July to December 31, 2017
- ❖ 16,073 APRNs completed the workforce questions, and have active licenses

The Board is pleased to provide this report and make the raw data available to all interested parties to assist with the workforce planning initiatives of government and private industry.

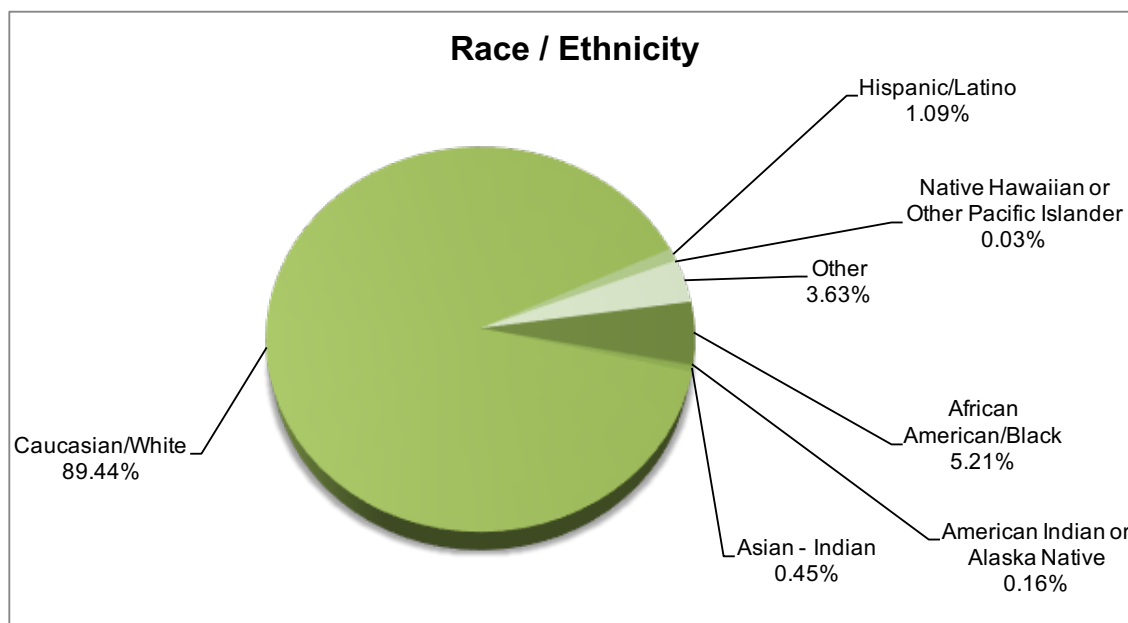
DEMOGRAPHIC INFORMATION



- 78% (12,565) of APRNs with an active license are between the ages of 18 and 55 years
 - 97% (12,206) of these APRNs identified that they are currently employed in nursing
- 22% (3,508) of APRNs with an active license are over age 55
 - 91% (3,207) of these APRNs identified that they are currently employed in nursing

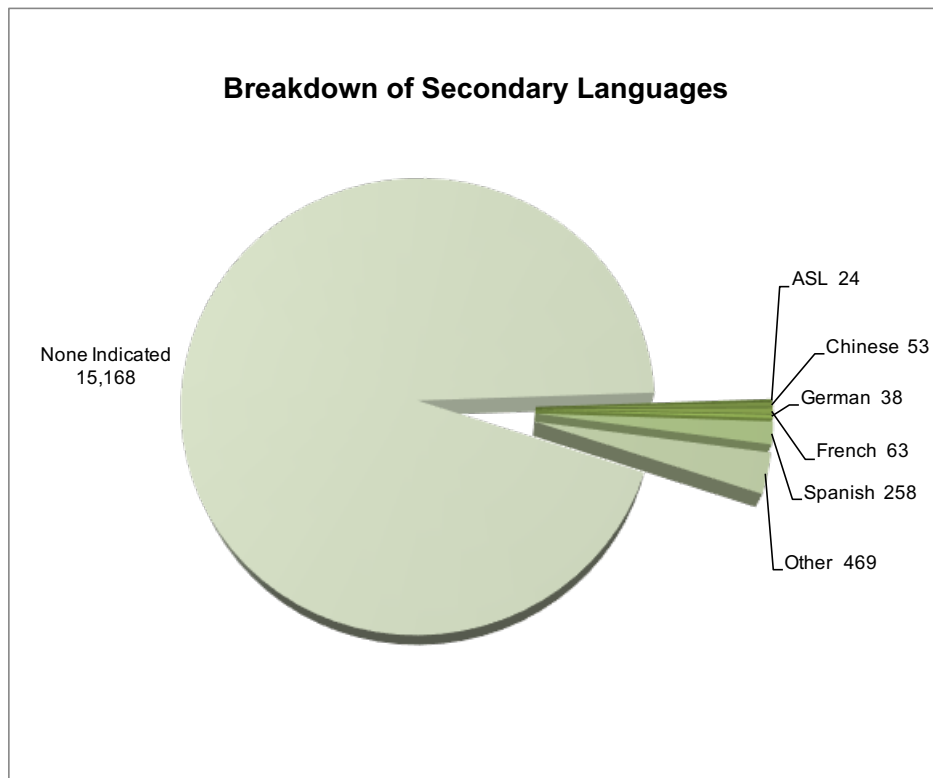
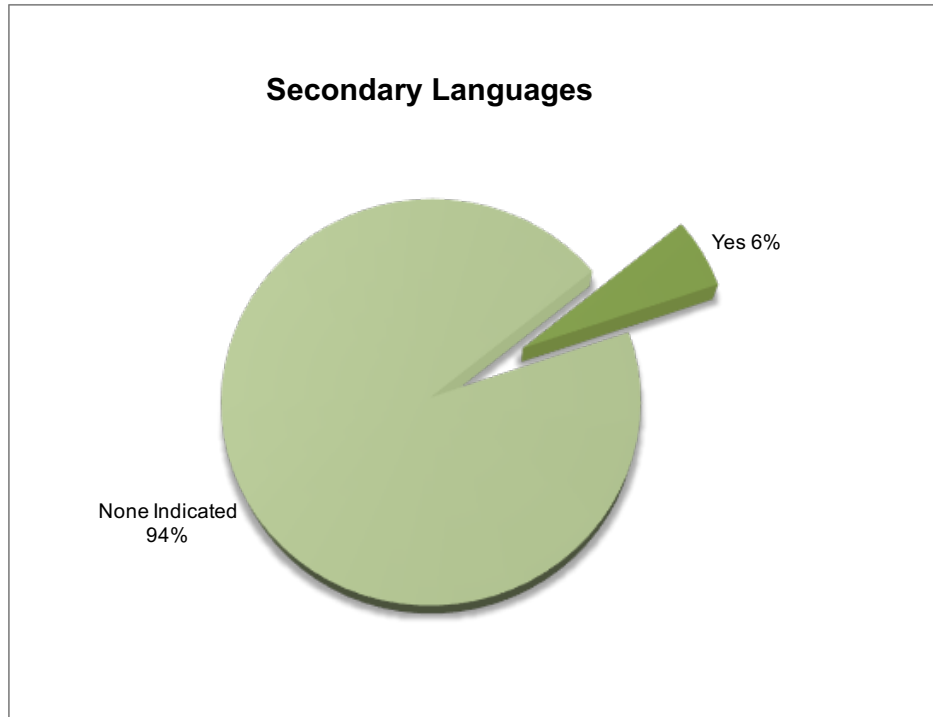


- 86% (13,879) are female; 14% (2,194) are male

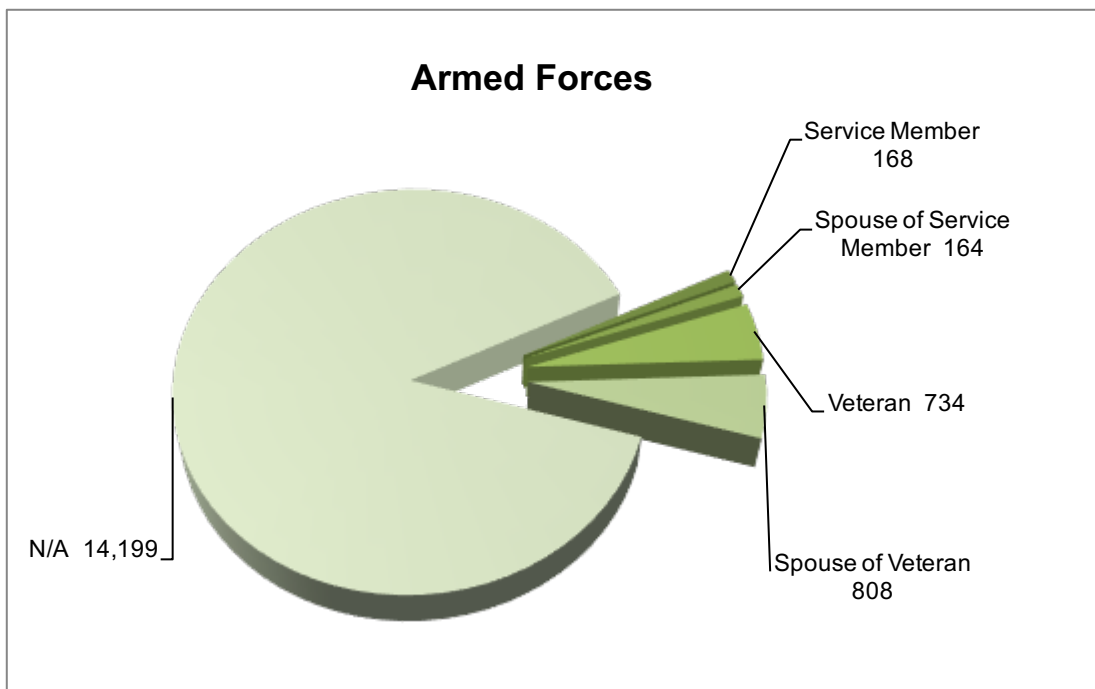


- 89.44% (14,375) reported their race/ethnicity as White/Caucasian; the next highest percentage was 5.21% (837) who reported their race/ethnicity as African American/Black

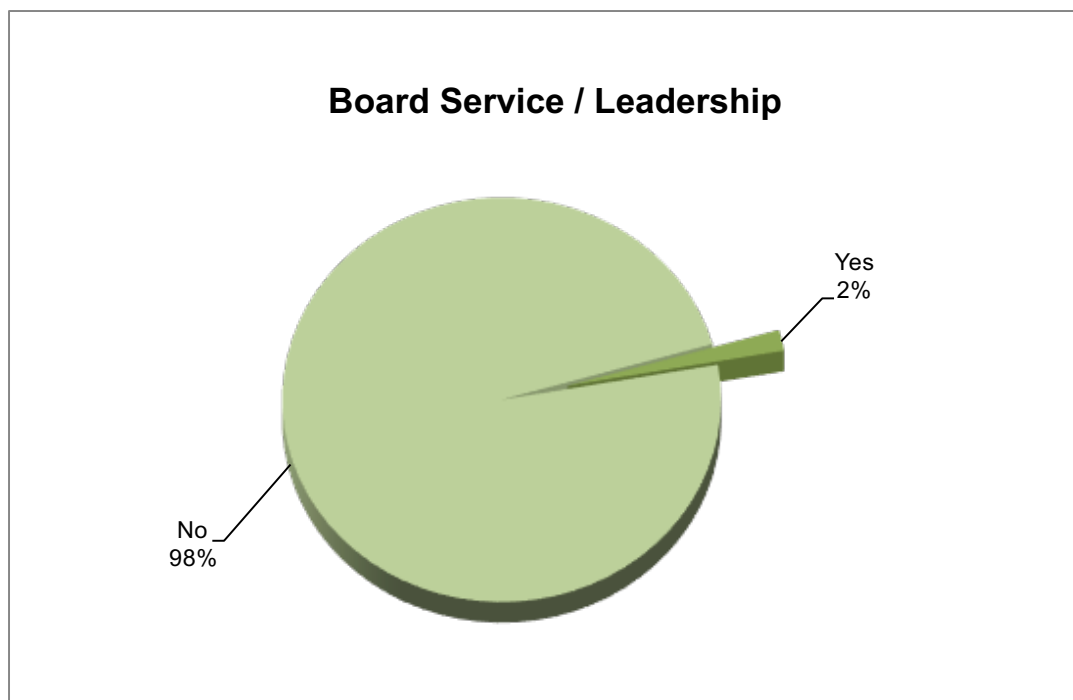
African American	837
American Indian / Alaska Native	25
Asian Indian	73
Caucasian / White	14,375
Hispanic / Latino	175
Native Hawaiian or Other Pacific Islander	5
Other	583
	<hr/>
	16,073



- 6% reported being proficient in a language other than English
- 1.61% (258) reported proficiency in Spanish

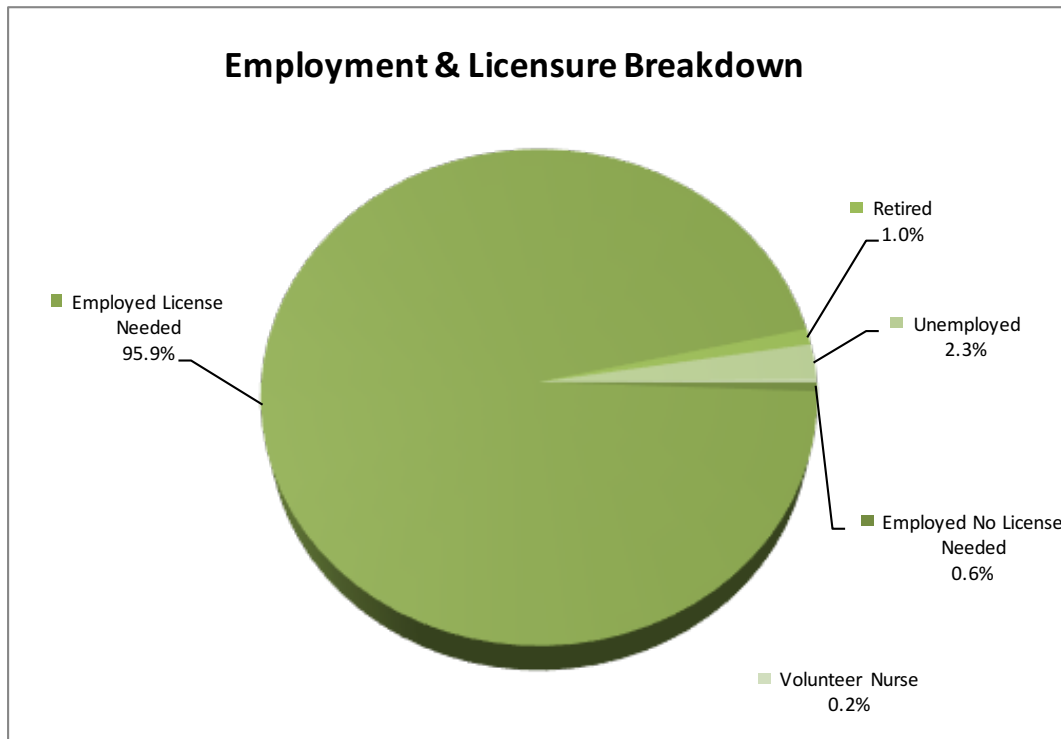


- 12% (1,874) reported an association with U.S. Armed Forces
 - 82% (1,542) of this group are either veterans or spouses of veterans



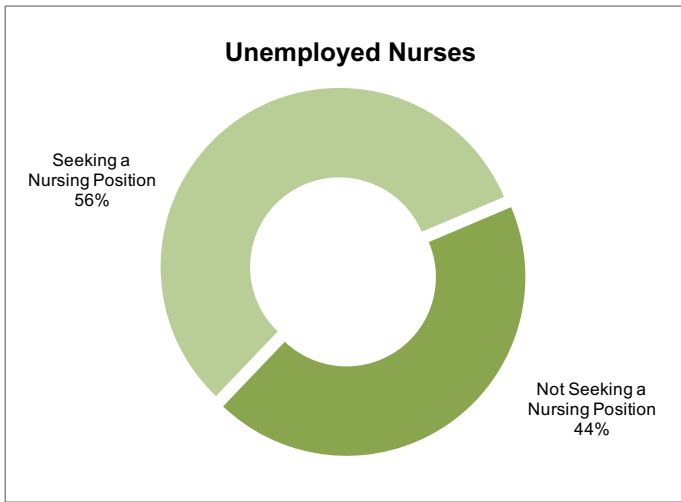
- Approximately 2% (269) indicated that they serve on a board that influences health care policy

ADVANCED PRACTICE REGISTERED NURSE EMPLOYMENT

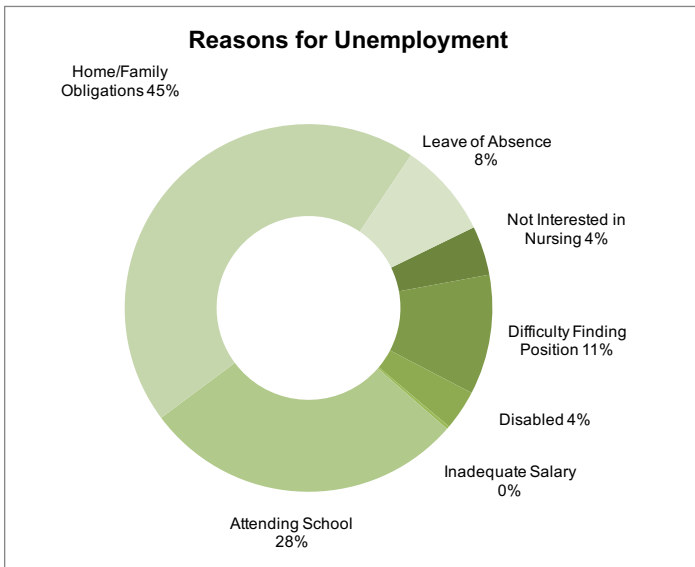


Employed License Needed	15,413
Employed No License Needed	96
Volunteer Nurse	28
Retired	166
Unemployed	370
	16,073

- 96% (15,413) are employed in a position where a nursing license is required
 - 83% work full-time; 13% work part-time; 4% work on a per-diem basis
 - 81% work in one position; 16% work in two positions; and 3% work in three or more positions
 - 48% work 36-40 hours per week; 25% work 41-50 hours per week; 8% work 21-30 hours per week; other 19%
 - 61% worked 50-52 weeks last year; 26% worked 43-49 weeks last year; less than 43 weeks 13%

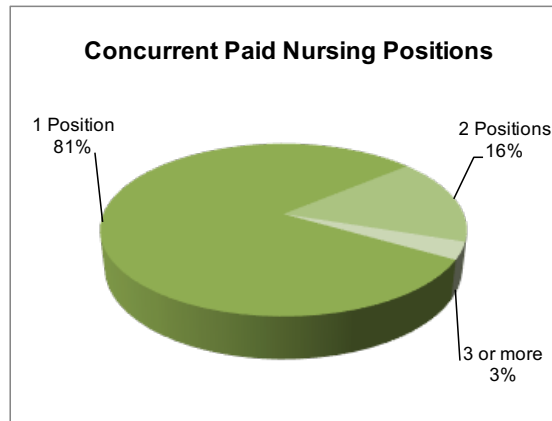
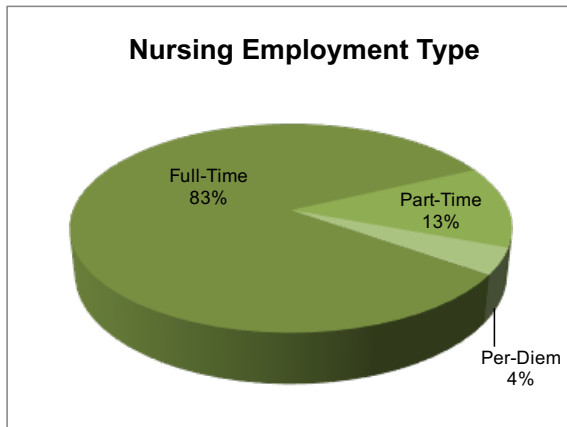


Seeking a Nursing Position	209
Not Seeking a Nursing Position	161
	370



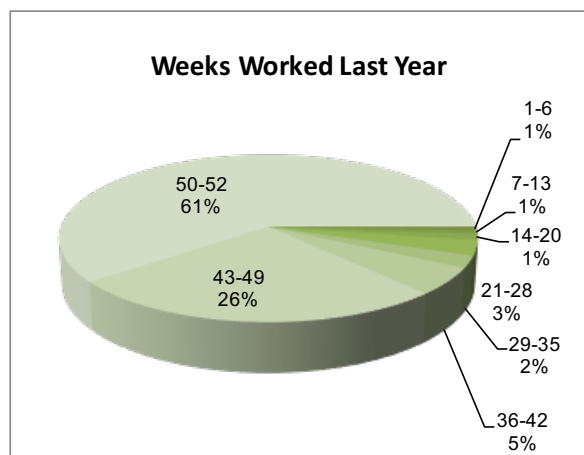
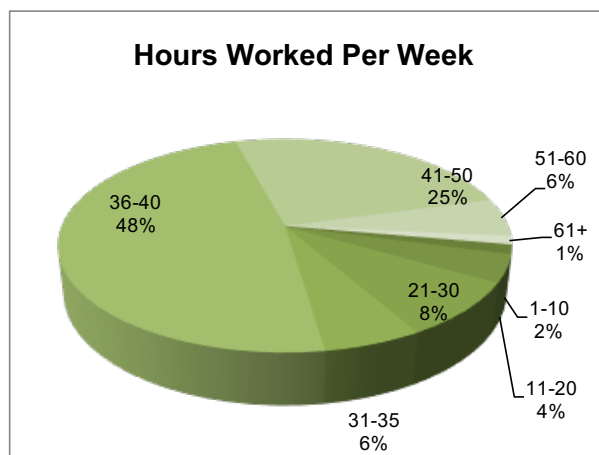
Not Interested in Nursing	16
Difficulty Finding Position	39
Disabled	13
Inadequate Salary	1
Attending School	105
Home/Family Obligations	165
Leave of Absence	31
	370

- Of the 370 APRNs who are unemployed, 56% (209) reported that they are seeking nursing employment



Full-Time	12,834
Part-Time	1,956
Per-Diem	608
Other	15
	<hr/>
	15,413

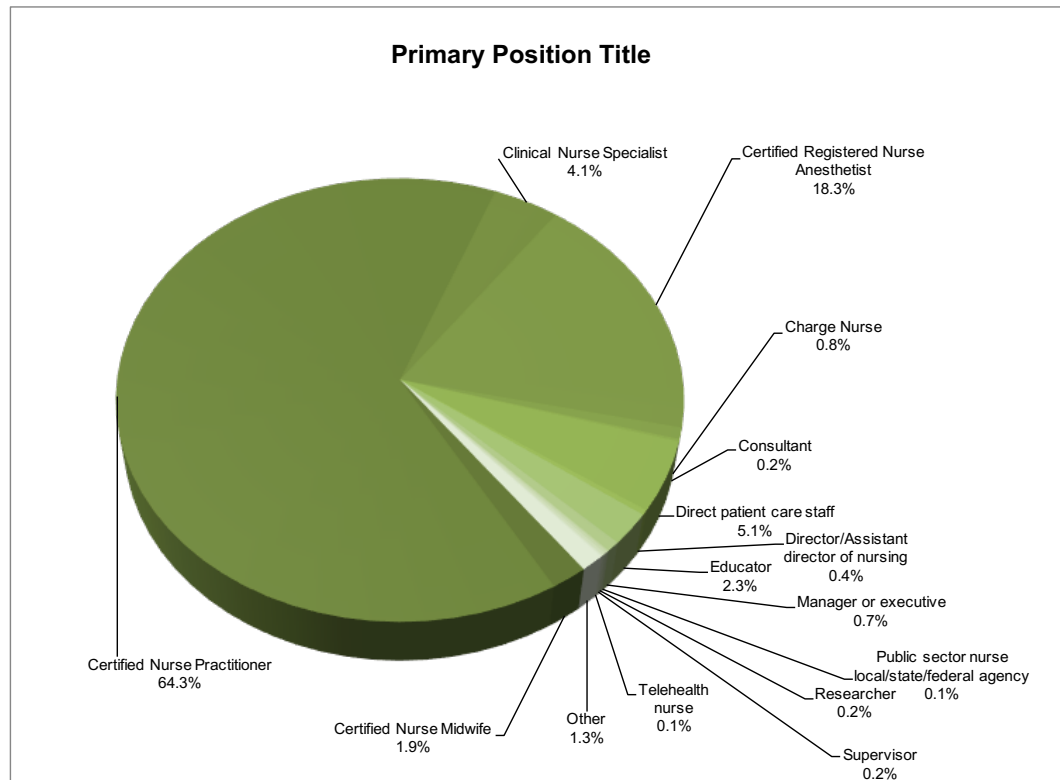
1	12,417
2	2,495
3 or more	501
	<hr/>
	15,413



1-10	219
11-20	642
21-30	1,284
31-35	916
36-40	7,422
41-50	3,841
51-60	894
61+	195
	<hr/>
	15,413

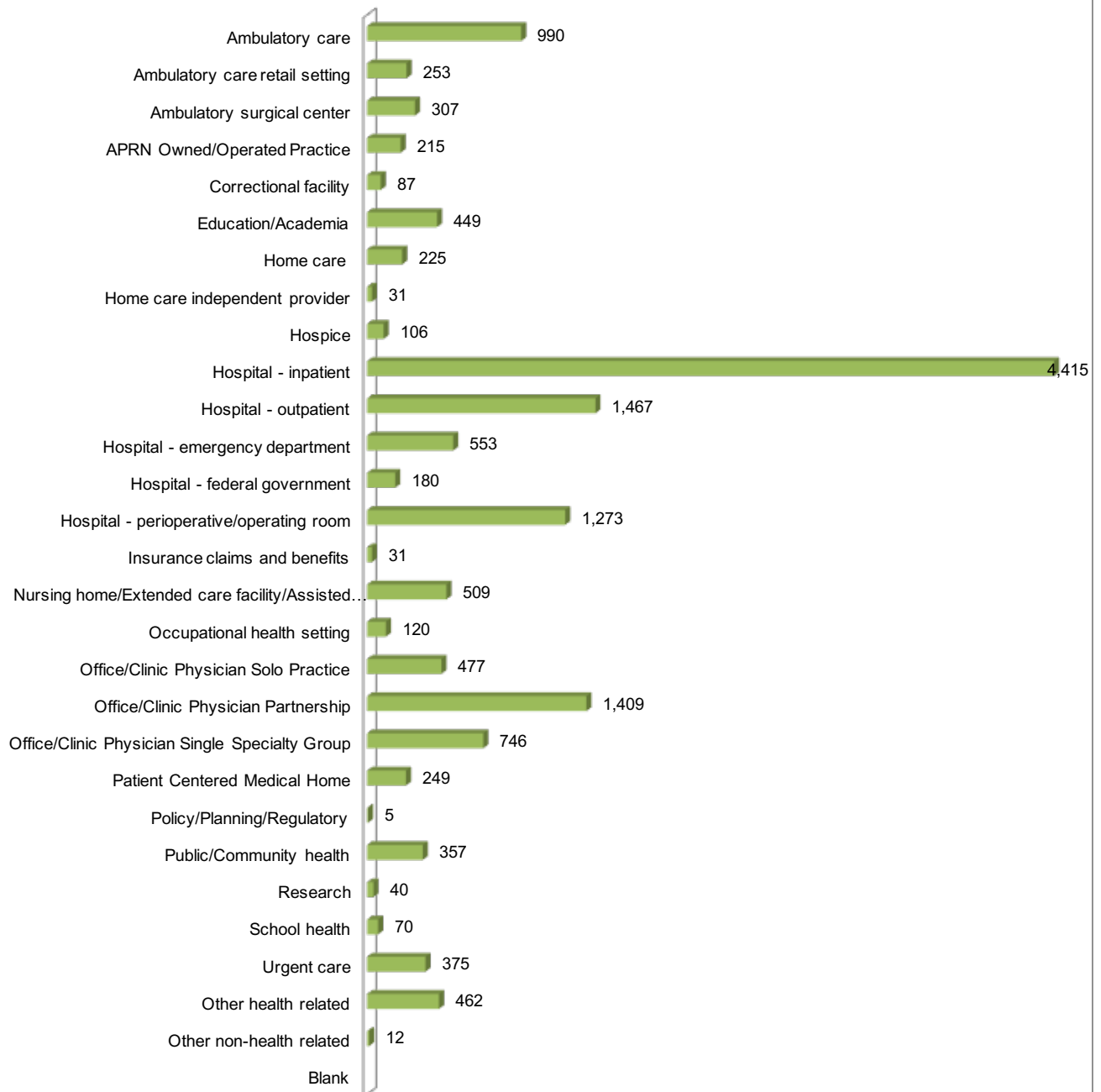
1-6	109
7-13	100
14-20	187
21-28	450
29-35	355
36-42	815
43-49	4,058
50-52	9,339
	<hr/>
	15,413

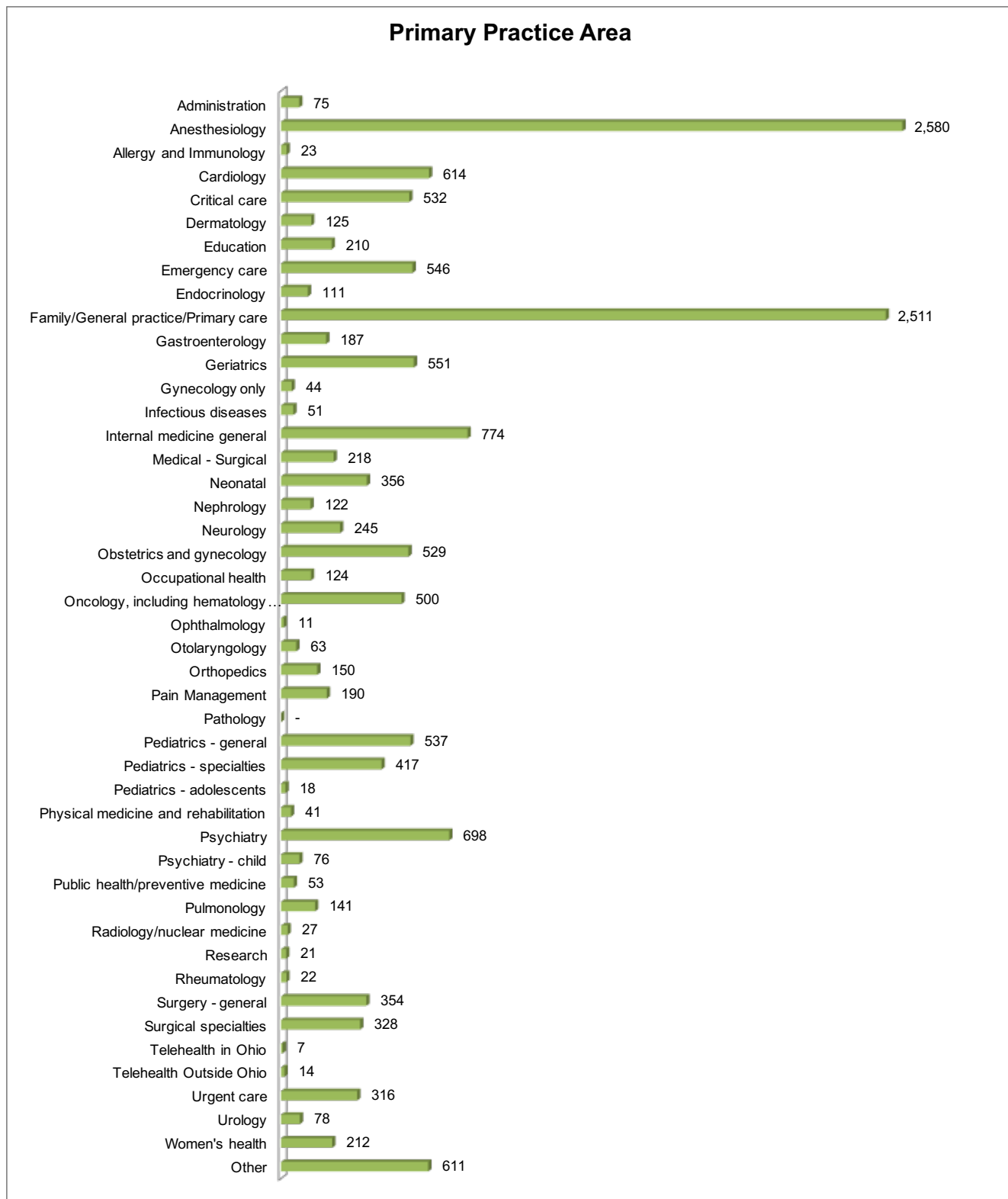
PRACTICE SETTING, POSITION TITLE, PRACTICE AREA



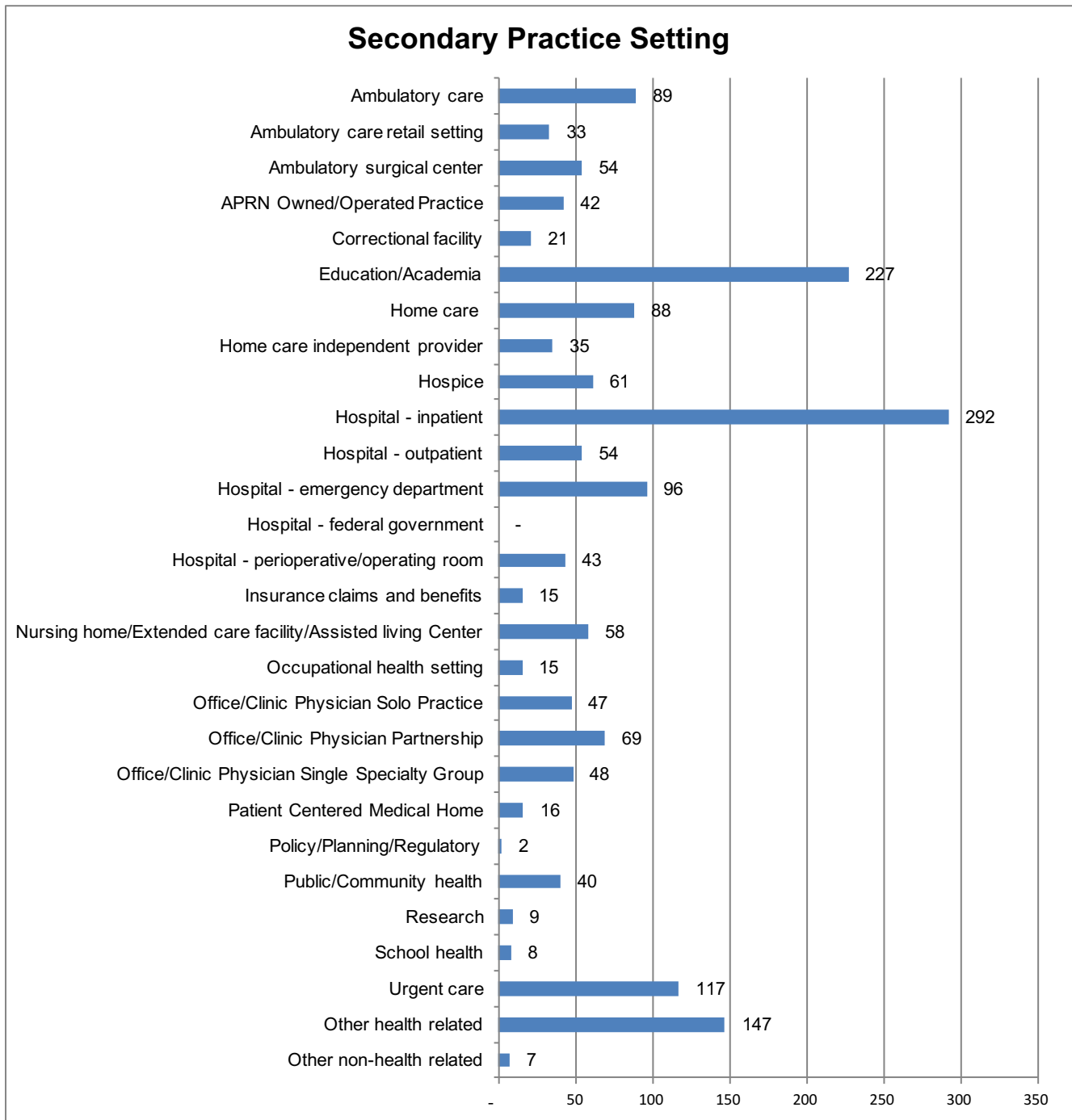
CNP	9,916
CNS	632
CRNA	2,828
CNM	295
Charge Nurse	128
Consultant	27
Direct Care	785
Director/Assist. Director of Nursing	56
Educator	358
Manager or Executive	110
Public Sector	14
Researcher	26
Supervisor	29
Telehealth	16
Other	193
	15,413

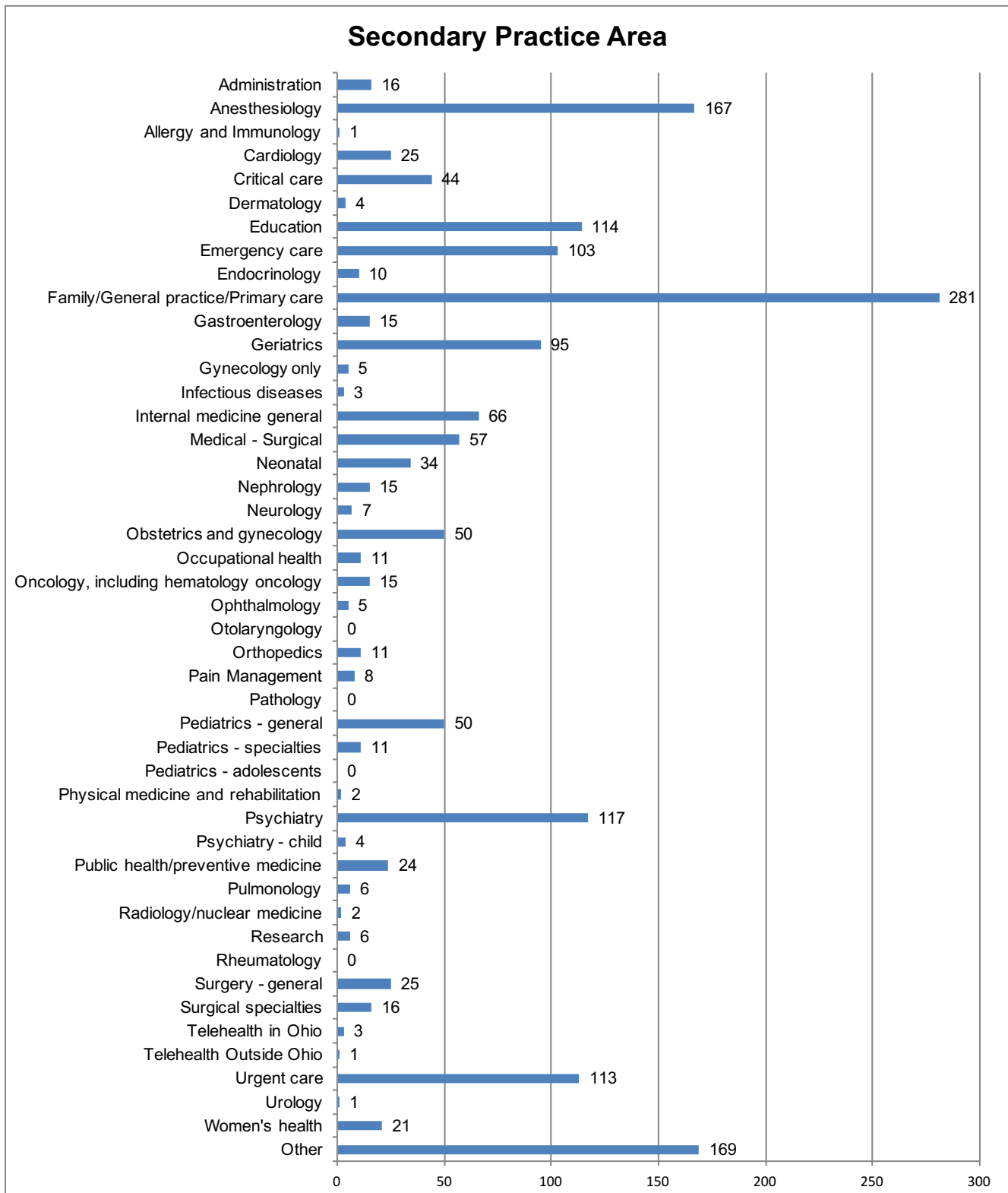
Primary Practice Setting





SECONDARY PRACTICE SETTING & PRACTICE AREA





WORKING APRNs by ZIP CODE LOCATION

- 87% (13,486) of the 15,413 that indicated in a previous question to being employed in nursing, reported employer zip codes within Ohio (43001 to 45899). The remaining APRNs did not report a valid zip code or provided an out-of-state zip code
- Zip codes beginning with 432xx, 441xx and 452xx have the largest number of APRNs

Map Zipcode Groups	CNPs	CNSs	CRNAs	CNMs	Charge Nurse	Consultant	Direct Care	Nursing Director or Asst. Director	Educator	Manager or Executive	Other	Public Sector Nursing	Researcher	Supervisor	Telehealth	Zipcode Group TOTALS
A - 435xx	216	4	60	7	1	2	17	2	1	1	7	-	-	1	1	320
B - 436xx	310	19	101	26	4	1	21	2	23	2	6	1	1	1	-	518
C - 434xx	65	3	12	2	-	-	1	-	-	1	-	1	-	2	-	87
D - 448xx	151	5	27	1	1	-	12	-	-	1	1	-	-	-	-	199
E - 449xx	84	5	15	-	3	-	12	-	8	-	-	-	-	1	-	128
F - 442xx	215	25	41	9	-	-	13	-	17	1	4	-	2	1	-	328
G - 441xx	1,614	160	333	50	23	5	149	11	51	23	31	2	7	3	1	2,463
H - 440xx	369	23	87	12	7	-	18	2	6	2	6	-	-	1	-	533
I - 443xx	390	40	155	10	3	-	28	1	20	4	14	-	-	2	-	667
J - 444xx	97	4	68	2	3	-	7	-	6	-	5	-	-	-	-	192
K - 445xx	120	27	64	3	2	1	18	1	14	1	3	1	1	-	-	256
L - 446 & 447xx	358	33	122	13	1	-	22	1	9	2	4	-	1	-	1	567
M - 439xx	96	1	24	-	-	-	5	3	6	-	1	-	-	-	-	136
N - 438xx	8	-	4	-	-	-	1	-	-	-	-	-	-	-	-	13
O - 430xx	404	14	81	19	4	1	14	1	18	4	5	-	-	3	-	568
P - 433xx	84	-	22	8	-	-	1	-	1	1	1	-	-	-	-	118
Q - 458xx	225	5	56	10	4	-	13	1	2	1	5	1	-	-	-	323
R - 453xx	157	7	28	5	2	1	14	1	7	5	3	-	-	1	-	231
S - 454xx	470	65	180	14	8	4	36	1	19	11	12	-	3	2	4	829
T - 455xx	42	1	13	-	-	-	3	-	1	1	-	1	-	-	-	62
U - 432xx	1,398	70	254	31	25	5	157	8	54	14	28	3	3	5	1	2,056
V - 431xx	156	-	13	-	2	-	9	1	1	-	2	-	-	1	-	185
W - 437xx	128	2	22	2	5	-	5	-	5	-	3	1	-	1	-	174
X - 457xx	124	3	37	2	1	-	5	1	6	1	-	1	-	1	-	182
Y - 456xx	284	6	51	7	1	1	9	2	4	1	2	1	-	-	-	369
Z - 451xx	101	3	11	-	1	-	4	-	3	-	1	-	-	-	-	124
AA - 450xx	294	15	67	7	1	1	17	1	4	3	1	-	-	-	-	411
BB - 452xx	1,115	66	1	34	23	2	125	5	35	14	17	1	5	2	2	1,447
Category Totals	9,075	606	1,949	274	125	24	736	45	321	94	162	14	23	28	10	13,486

