



**2013 ADVANCED PRACTICE
REGISTERED NURSE**

**OHIO WORKFORCE DATA SUMMARY REPORT
OCTOBER 2013**

Ohio Board of Nursing
17 S. High Street, Suite 400
Columbus, Ohio 43215

TABLE OF CONTENTS

Introduction	3
Demographic Information	4
Age Distribution	4
Race / Ethnicity	5
Gender	5
Secondary Language Proficiency	6
Advanced Practice Registered Nurse Employment	7
Employment & Licensure Breakdown	7
Nursing Employment Type	8
Concurrent Paid Nursing Positions Held	8
Hours Worked per Week	8
Weeks Worked per Year	8
Unemployed Nurses	9
Reasons for Unemployment	9
Practice Setting, Position Title, Practice Area	10
Primary Position Title	10
Primary Practice Setting	11
Primary Practice Area	12
Secondary Practice Setting, Position Title, Practice Area	13
Secondary Practice Setting	13
Secondary Practice Area	14
Zip Code Location of APRN Work Setting	15

2013 ADVANCED PRACTICE REGISTERED NURSE OHIO WORKFORCE DATA SUMMARY REPORT

Introduction

The mission of the Ohio Board of Nursing is to actively safeguard the health of the public through the effective regulation of nursing care. The Board's top priorities are to efficiently license the nursing workforce and remove dangerous practitioners from practice in a timely manner to protect Ohio patients. The Board regulates approximately 266,000 licenses and certificates, an increase from 223,000 in 2008. Each fiscal year since 2008, newly licensed registered nurses and licensed practical nurses in Ohio have increased by an average of 14,000. As of June 30, 2013, there were 11,473 Advanced Practice Registered Nurses (APRNs): certified nurse practitioners (6,725); certified registered nurse anesthetists (2,767); clinical nurse specialists (1,627); certified nurse midwives (354).

Background

The Institute of Medicine (IOM) report, "The Future of Nursing: Leading Change, Advancing Health," identifies data collection as a vital component for health care planning and policymaking. Governor Kasich and the Ohio legislature have established growing Ohio's workforce as a priority.

For the 2013 renewal cycle the Board was successful in reaching its goal to embed the complete set of data questions in the renewal process. The Board worked with stakeholders during the development of the questions, including the Ohio Department of Health, the Health Policy Institute of Ohio, the Ohio Action Coalition, and the Ohio Action Coalition's Data/Research Work Group consisting of nursing educators, administrators, and practitioners.

The data questions are based on the nursing Minimum Data Set (Colleagues in Caring Project), core data questions developed by the HRSA National Center for Health Workforce Analysis, and the joint 2013 survey conducted by the National Forum of State Nursing Workforce Centers and the National Council of State Boards of Nursing (NCSBN).

Data Collection

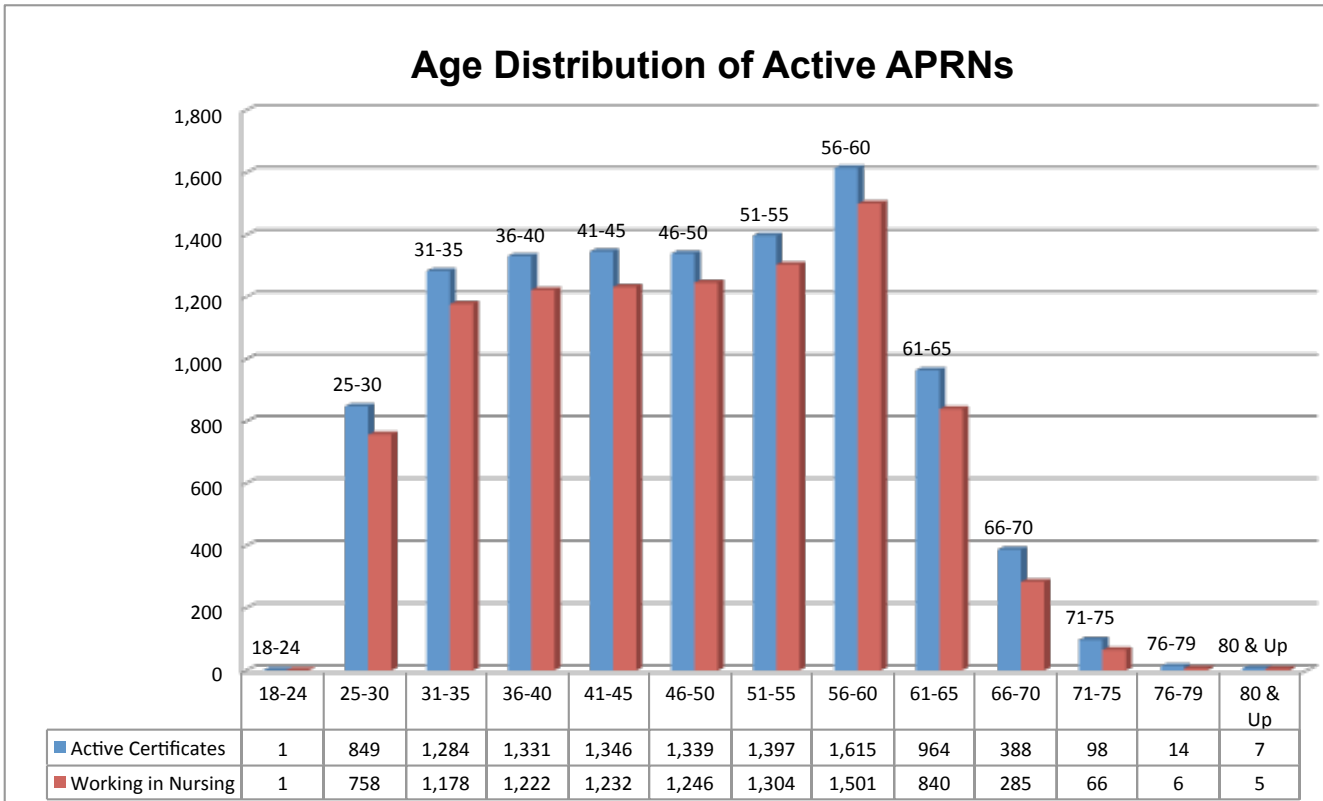
This report provides a general summary of the APRN data collected by the Ohio Board of Nursing during the 2013 renewal period.

- ❖ APRN workforce data collected from May to August 31, 2013
- ❖ 10,633 APRNs completed the workforce questions
- ❖ 99% of APRNs with an active certificate of authority to practice in Ohio responded

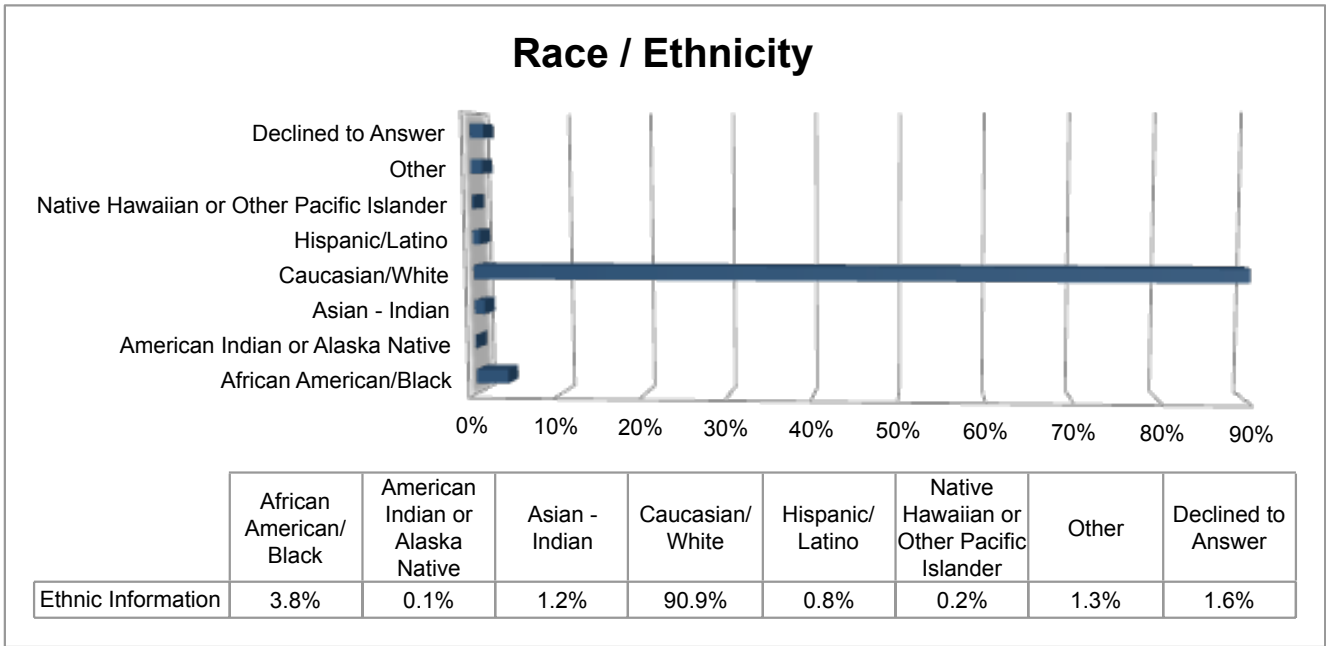
The Board is pleased to provide this report and make the raw data available to all interested parties including the Ohio Department of Health, the Health Policy Institute of Ohio, the Ohio Action Coalition, nursing associations, HRSA, and NCSBN. The Board is proud that the data will assist with the workforce planning initiatives of government and private industry.

DEMOGRAPHIC INFORMATION

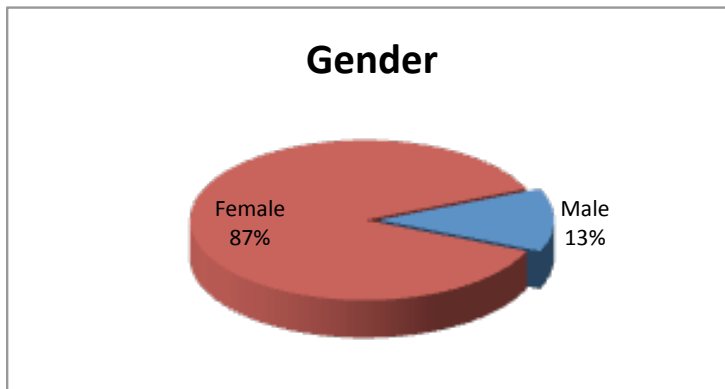
- 71% (7,547) of APRNs with an active certificate are between the ages of 18 and 55 years
 - 92% (6,941) of these APRNs identified that they are currently employed in nursing
- 29% (3,086) of APRNs with an active certificate are over age 55
 - 88% (2,703) of these APRNs identified that they are currently employed in nursing



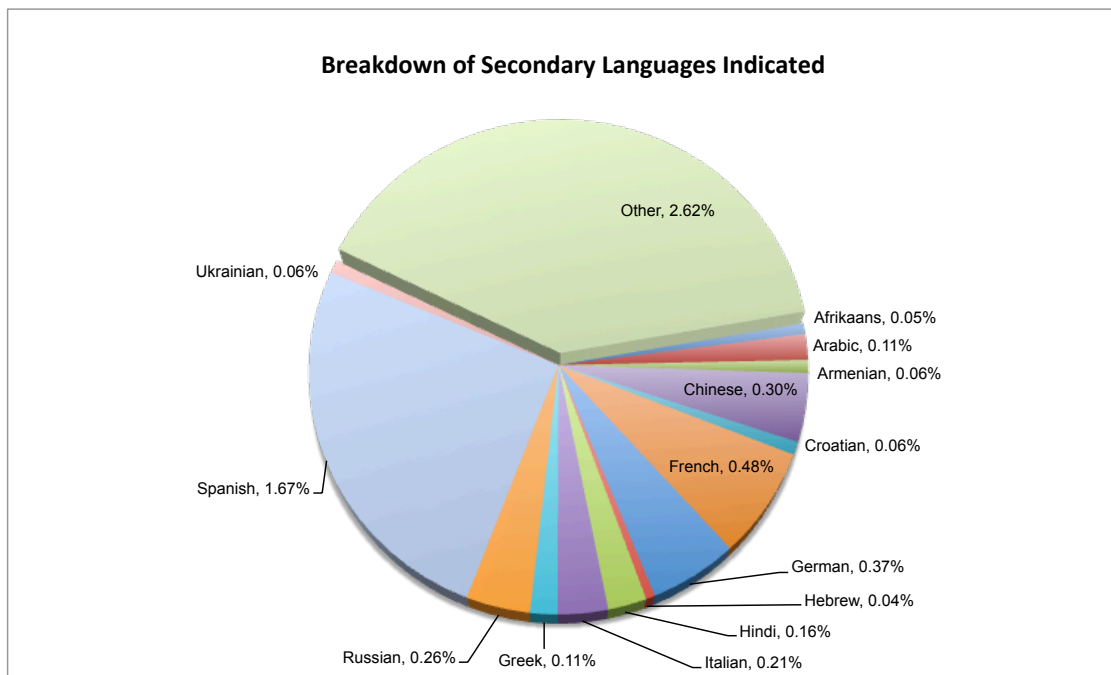
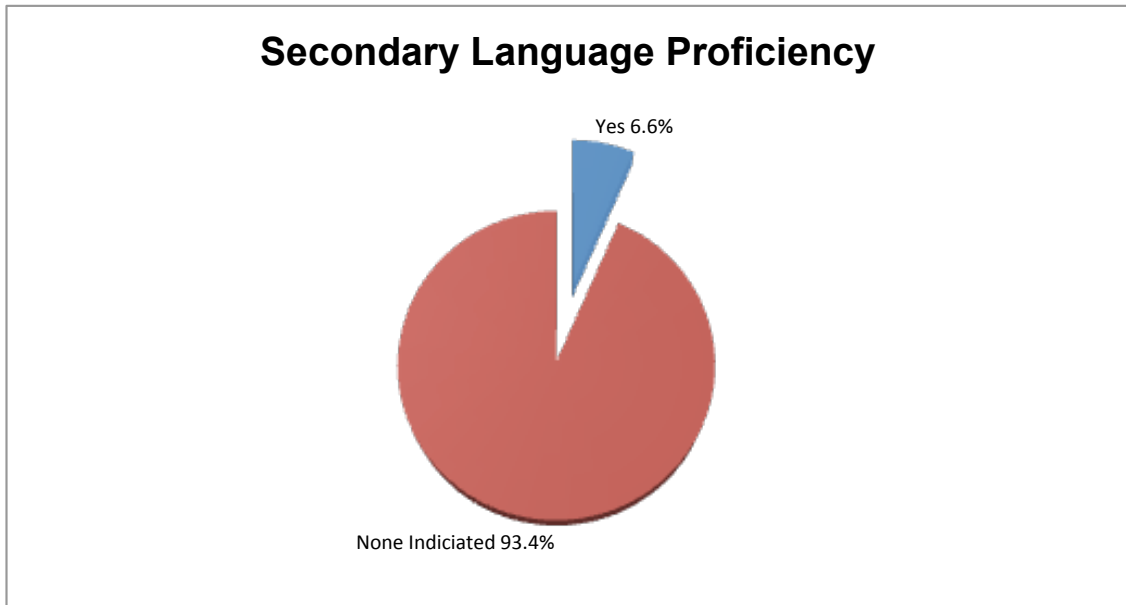
- 90.9% (9,669) reported their race/ethnicity as White/Caucasian; the next highest percentage was 3.8% (407) who reported their race/ethnicity as African American/Black
- 87% (9,251) are female; 13% (1,382) are male



African American/Black	407
American Indian or Alaska Native	9
Asian - Indian	127
Caucasian/White	9,669
Hispanic/Latino	87
Native Hawaiian or Other Pacific Islander	22
Other	142
Declined to Answer	170
	10,633

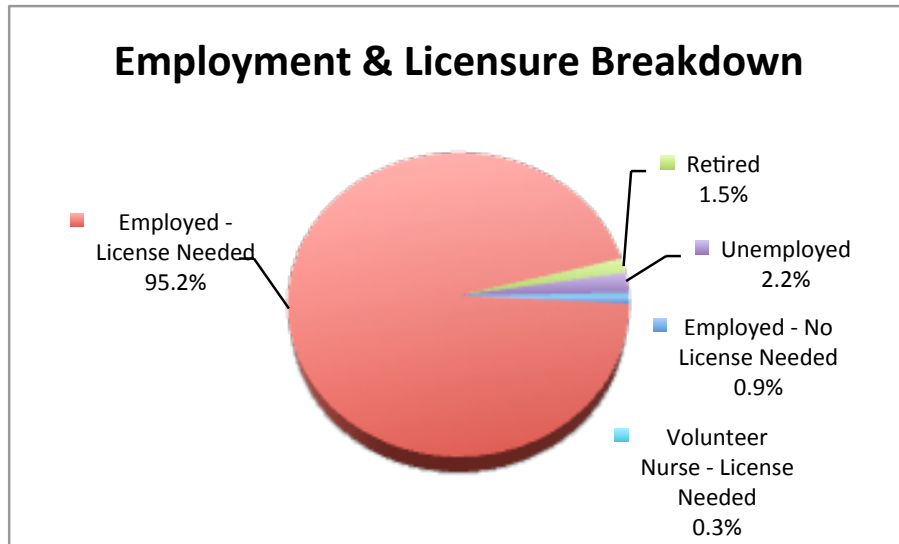


- 6.6% reported being proficient in a language other than English, primarily Spanish, French, German, Russian, Chinese, Hindi, and Italian



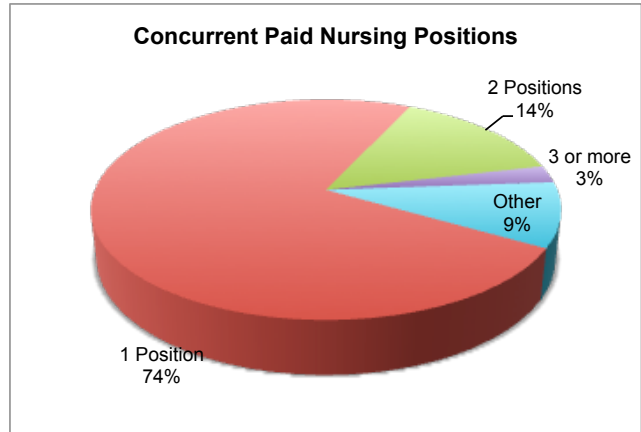
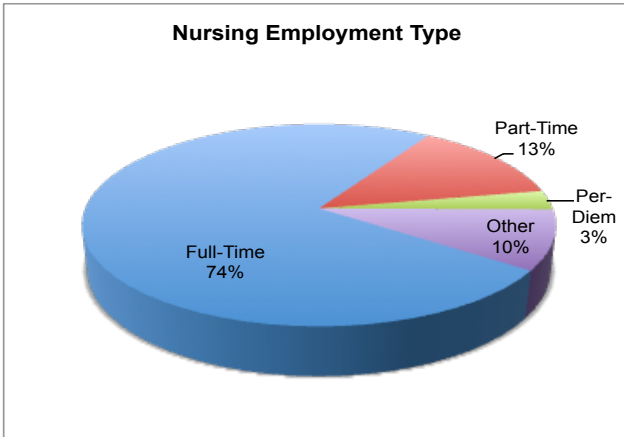
ADVANCED PRACTICE REGISTERED NURSE EMPLOYMENT

- 95.2% (10,119) are employed in a position where a nursing license is required
 - 74% work full-time; 13% work part-time; 3% work on a per-diem basis
 - 74% work in one position; 14% work in two positions; and 3% work in three or more positions
 - 32% work 31-40 hours per week; 36% work 41-50 hours per week; 8% work 21-30 hours per week
 - 55% worked 50-52 weeks last year; 24% worked 43-49 weeks last year
- Of the 229 APRNs who are unemployed, 50% (115) reported that they are seeking nursing employment
- Primary reasons reported for unemployment
 - Home and family obligations – 34% (77)
 - Attending school 19% (43)
 - Difficulty finding a position – 11% (25)
 - Other (Unspecified) – 22% (50)



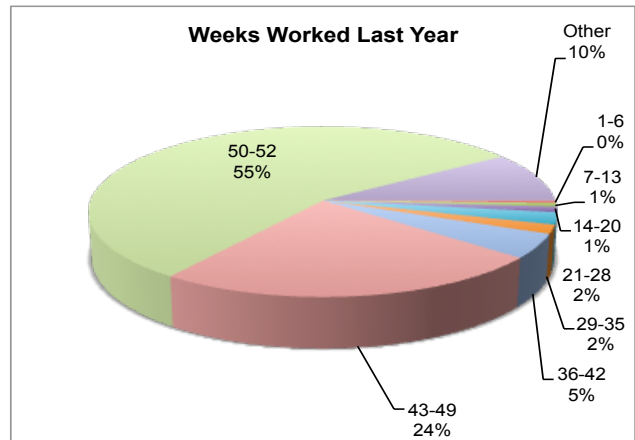
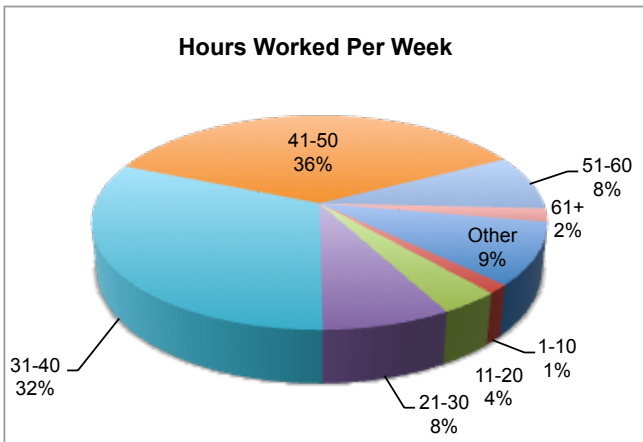
Employed - No License Needed	92
Employed - License Needed	10,119
Retired	163
Unemployed	229
Volunteer Nurse - License Needed	30
	10,633

Ohio Board of Nursing 2013 APRN Workforce Data Summary



Full-Time	7,894
Part-Time	1,394
Per-Diem	328
Other	1,017
	<hr/>
	10,633

1 Position	7,824
2 Positions	1,529
3 or more	270
Other	1,010
	<hr/>
	10,633

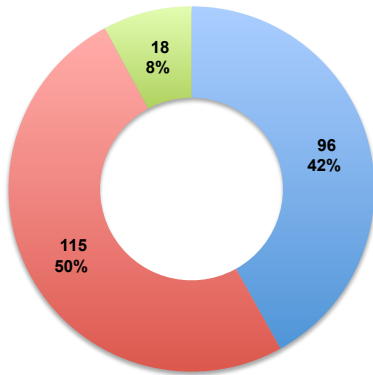


Other	993
1-10	144
11-20	383
21-30	823
31-40	3,338
41-50	3,854
51-60	883
61+	215
	<hr/>
	10,633

1-6	49
7-13	72
14-20	115
21-28	243
29-35	180
36-42	492
43-49	2,567
50-52	5,903
Other	1,012
	<hr/>
	10,633

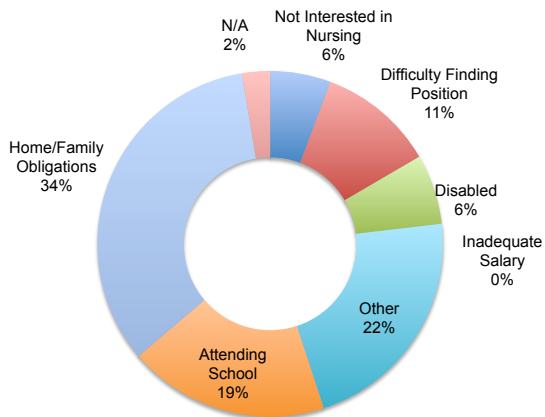
Unemployed Nurses

■ Not Seeking a Nursing Position ■ Seeking a Nursing Position ■ Other Reasons



Not Seeking a Nursing Position	96
Seeking a Nursing Position	115
Other Reasons	18
	<hr/>
	229

Reasons for Unemployment

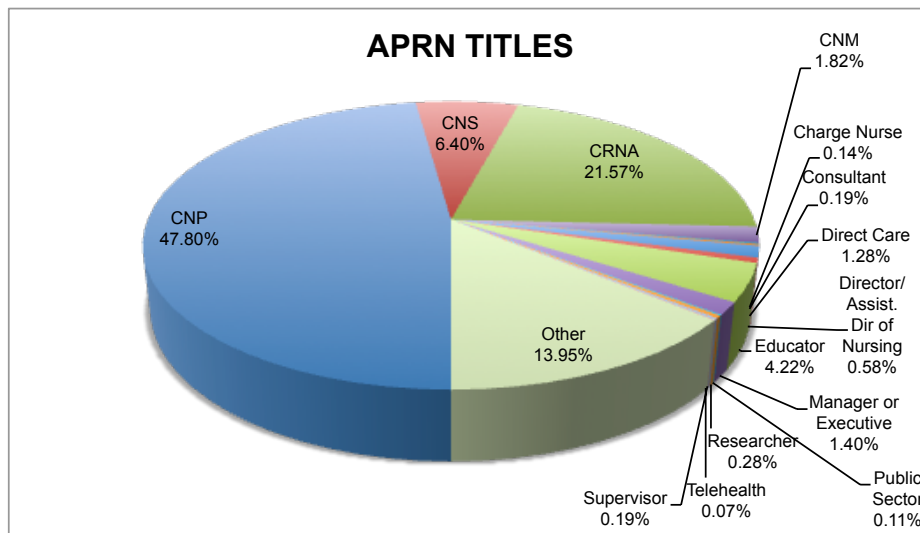


Not Interested in Nursing	13
Difficulty Finding Position	25
Disabled	15
Inadequate Salary	0
Other	50
Attending School	43
Home/Family Obligations	77
N/A	6
	<hr/>
	229

PRACTICE SETTING, POSITION TITLE, PRACTICE AREA

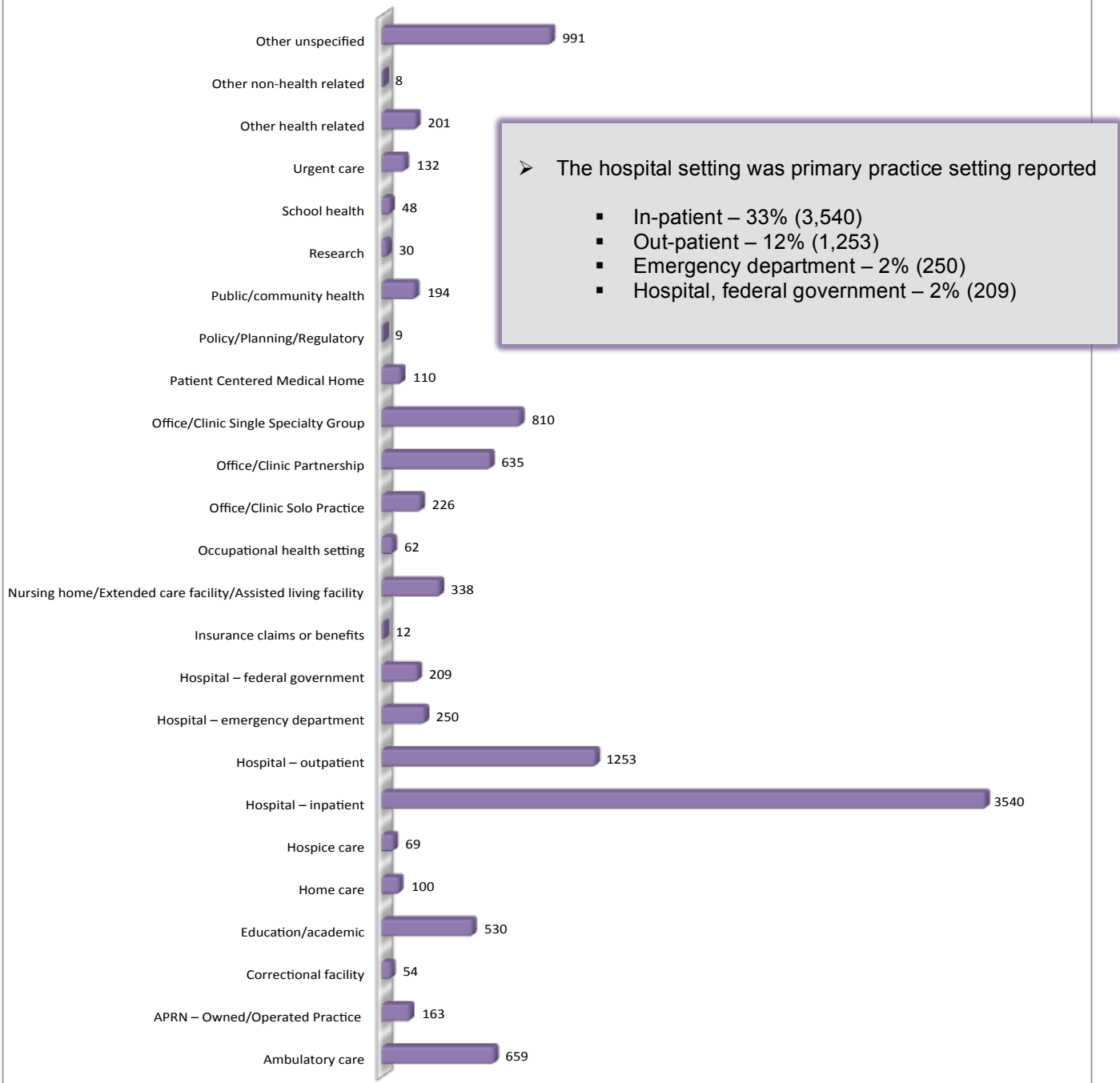
➤ Titles as reported by APRNs

- 48% (5,083) Certified Nurse Practitioner
- 22% (2,294) Certified Registered Nurse Anesthetist
- 6% (680) Certified Nurse Specialist
- 2% (193) Certified Nurse Midwife

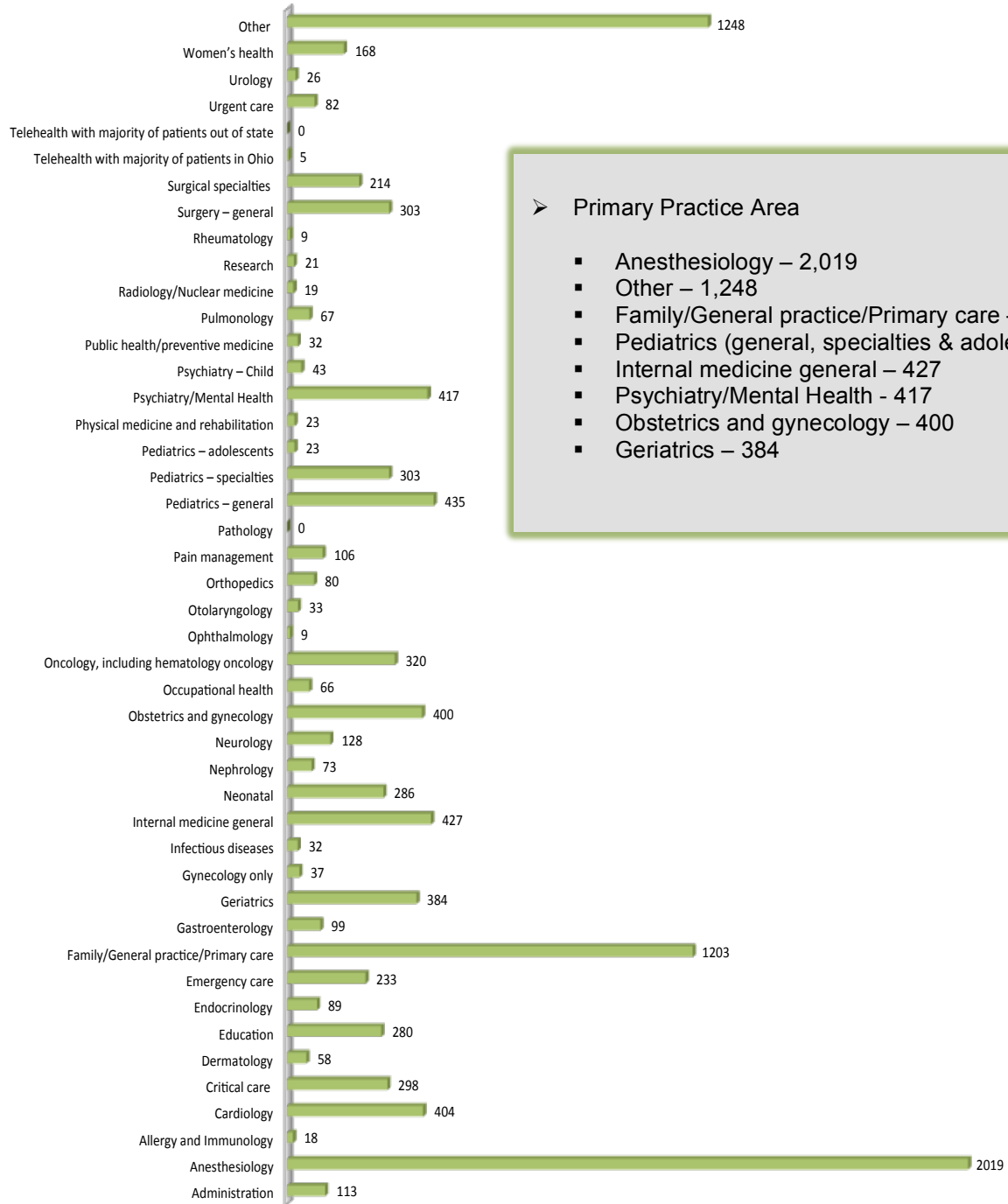


CNP	5,083
CNS	680
CRNA	2,294
CNM	193
Charge Nurse	15
Consultant	20
Direct Care	136
Director/Assist. Dir of Nursing	62
Educator	449
Manager or Executive	149
Public Sector	12
Researcher	30
Supervisor	20
Telehealth	7
Other	1,483
	<hr/>
	10,633

Primary Practice Setting



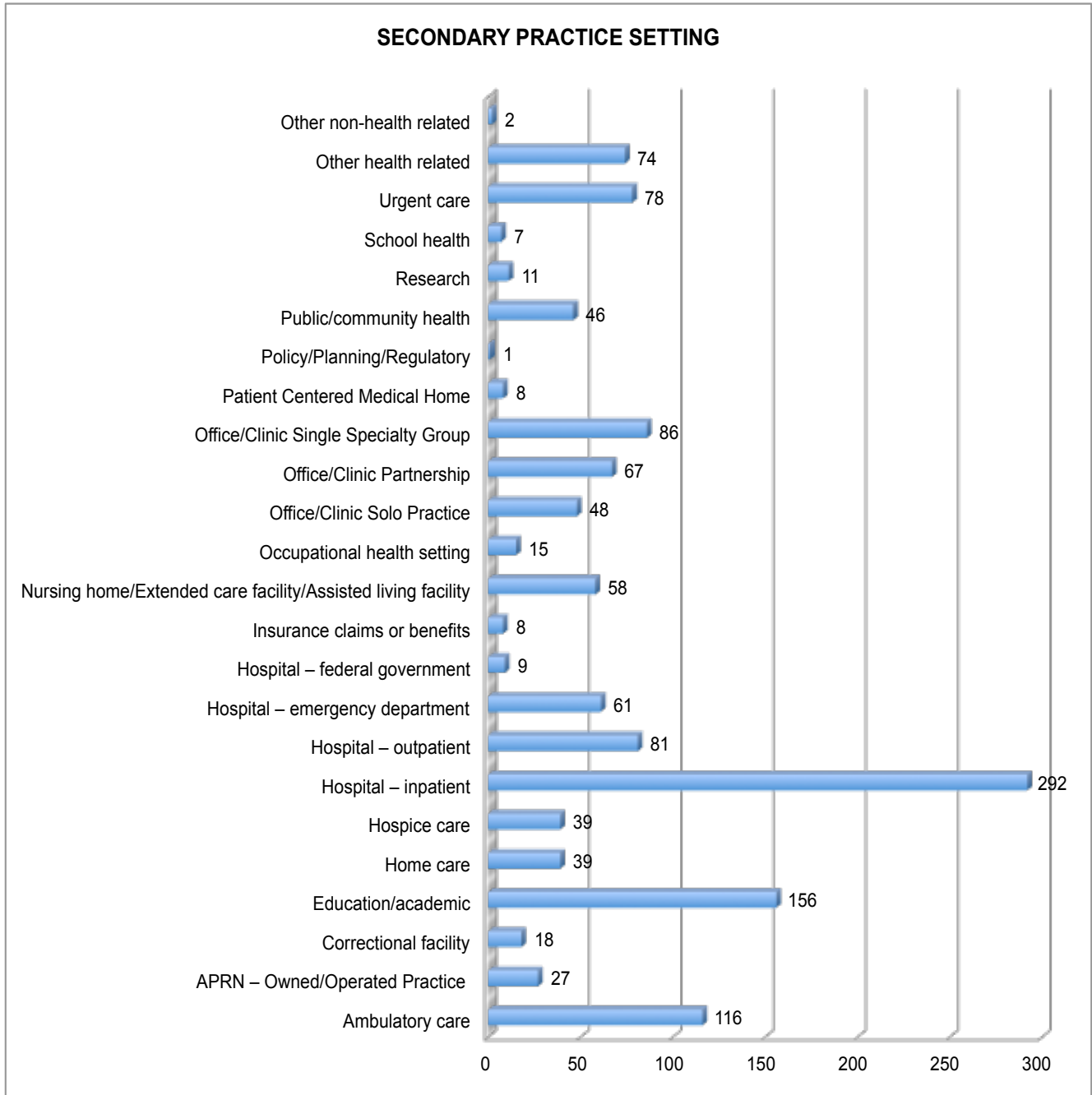
Primary Practice Area

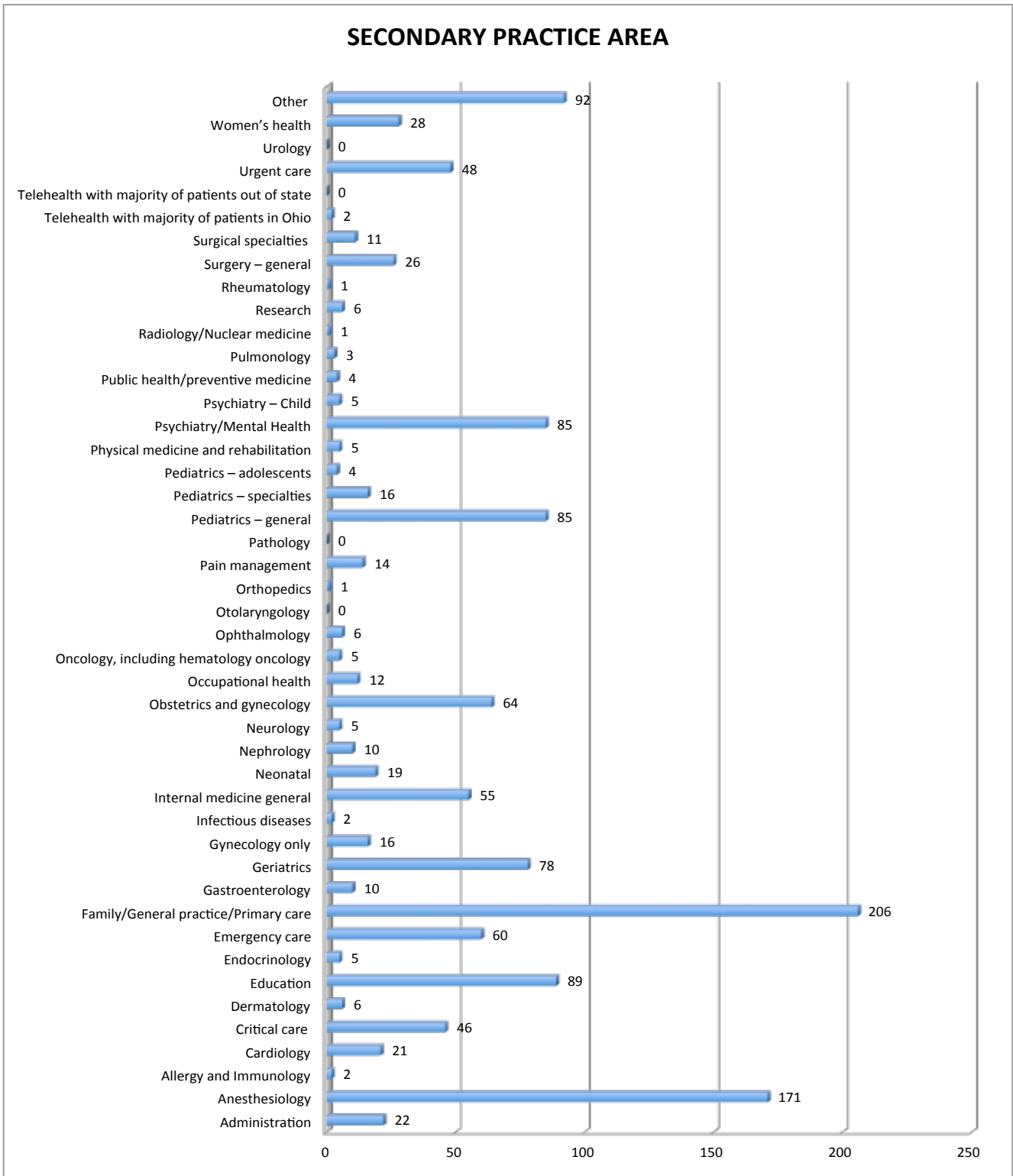


➤ Primary Practice Area

- Anesthesiology – 2,019
- Other – 1,248
- Family/General practice/Primary care – 1,203
- Pediatrics (general, specialties & adolescents) – 761
- Internal medicine general – 427
- Psychiatry/Mental Health - 417
- Obstetrics and gynecology – 400
- Geriatrics – 384

SECONDARY PRACTICE SETTING & PRACTICE AREA





ZIP CODE LOCATION OF APRN WORK SETTING

- 79% (8,369) reported zip codes in Ohio (43001 to 45899). The remaining APRNs did not report a correct zip code or provided an out-of-state zip code.

Map Zipcode Groups	CNPs	CNSs	CRNAs	CNMs	Charge Nurse	Consultant	Direct Care	Nursing Director or Asst. Director	Educator	Manager or Executive	Other	Public Sector Nursing	Researcher	Supervisor	Telehealth	Zipcode Group TOTALS
A - 435xx	77	4	51	4			1	1	10	2				1		151
B - 436xx	173	25	96	17		1	2	2	29	7	9		1			362
C - 434xx	31	1	7									1				40
D - 448xx	77	4	15	3			1	1	3	3	2					109
E - 449xx	39	7	18				1	1	4	1						71
F - 442xx	124	18	47	5			4	1	31	3	3	1	1	2		240
G - 441xx	931	161	268	39	1	6	30	11	63	40	21	2	9	6	3	1,591
H - 440xx	190	23	72	8			2	2	15	6	3					321
I - 443xx	198	52	125	11	1		15	7	30	13	6	1	2	1		462
J - 444xx	40	11	58	1		1	1	1	4	2				1		120
K - 445xx	62	21	62	2		1	3	2	15	1	1		1			171
L - 446 & 447xx	169	33	113	3			4	1	19	6	3			2		353
M - 439xx	48	3	27				1		3	1						83
N - 438xx	10		4	1												15
O - 430xx	185	12	66	14		1	2	2	19	4	5	1				311
P - 433xx	33	1	12	4			1	2	1	1						55
Q - 458xx	107	9	39	3		1	2	1	2	2				1		167
R - 453xx	70	9	27	5				7	1	1	1					120
S - 454xx	219	63	158	7	5	1	12	4	25	6	10	1	3	1	2	517
T - 455xx	17	1	9					1	1							29
U - 432xx	781	76	183	18	1	2	24	9	51	15	11	1	7	1		1,180
V - 431xx	78	1	12	1						1	1					94
W - 437xx	66	1	19						7		2	1				96
X - 457xx	56	5	30	2			1		7		1			1		103
Y - 456xx	128	8	43	3	1		1	1	7		1					193
Z - 451xx	51	4	16	2					5	1	1					80
AA - 450xx	163	15	46	5	1		2	2	7	2	2				2	247
BB - 452xx	629	83	256	26	5	3	15	3	43	13	6	1	3	2		1,088
Category Totals	4,752	651	1,879	184	15	17	125	54	408	132	89	10	27	19	7	8,369

