

# 2019 ADVANCED PRACTICE REGISTERED NURSE

## OHIO WORKFORCE DATA SUMMARY REPORT

Ohio Board of Nursing  
17 S. High Street, Suite 660  
Columbus, Ohio 43215-3466

## TABLE OF CONTENTS

<b>Introduction</b> .....	<b>3</b>
<b>Demographic Information</b> .....	<b>4</b>
Age Distribution .....	4
Gender .....	4
Race / Ethnicity .....	5
Armed Forces .....	6
Board Service / Leadership .....	6
<b>Advanced Practice Registered Nurse Employment</b> .....	<b>7</b>
Employment & Licensure Breakdown .....	7
Unemployed Nurses .....	8
Reasons for Unemployment .....	8
Nursing Employment Type .....	9
Concurrent Paid Nursing Positions .....	9
Hours Worked Per Week .....	9
Weeks Worked Last Year .....	9
<b>Practice Setting, Position Title, Practice Area</b> .....	<b>10</b>
Primary Position Title .....	10
Primary Practice Setting .....	11
Primary Practice Area .....	12
<b>Secondary Practice Setting and Practice Area</b> .....	<b>13</b>
Secondary Practice Setting .....	13
Secondary Practice Area .....	14
<b>Working APRNs by Zip Code Location</b> .....	<b>15</b>

## 2019 ADVANCED PRACTICE REGISTERED NURSE OHIO WORKFORCE DATA SUMMARY REPORT

### Introduction

The mission of the Ohio Board of Nursing is to actively safeguard the health of the public through the effective regulation of nursing care. The Board's top priorities are to efficiently license the nursing workforce and remove dangerous practitioners from practice in a timely manner to protect Ohio patients. The Board regulates over 300,000 licenses and certificates, an increase from 223,000 in 2009.

### Background

The Institute of Medicine (IOM) report, "The Future of Nursing: Leading Change, Advancing Health," identifies data collection as a vital component for health care planning and policymaking. The Board is pleased that this data is used for health care planning and to grow Ohio's health care workforce.

### Data Collection and Reporting

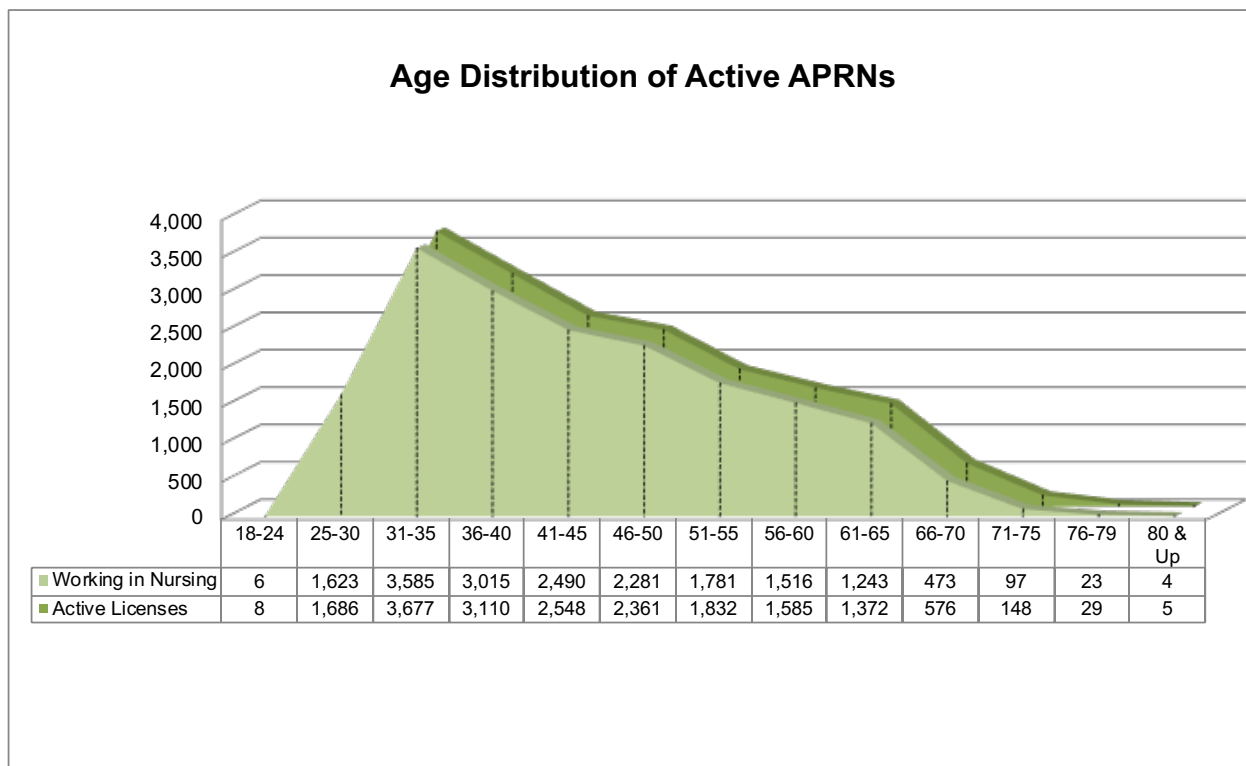
The data questions are based on the nursing Minimum Data Set (Colleagues in Caring Project), core data questions developed by the HRSA National Center for Health Workforce Analysis, and the joint surveys conducted by the National Forum of State Nursing Workforce Centers and the National Council of State Boards of Nursing (NCSBN).

This report provides a general summary of the APRN data collected by the Board during the 2019 renewal period.

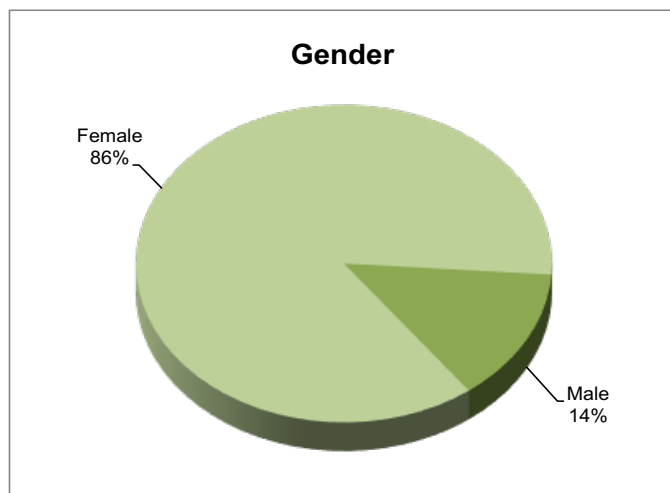
- ❖ APRN workforce data collected from July to October 31, 2019
- ❖ 18,937 APRNs completed the workforce questions, and have active licenses

The Board is pleased to provide this report and make the raw data available to all interested parties to assist with the workforce planning initiatives of government and private industry.

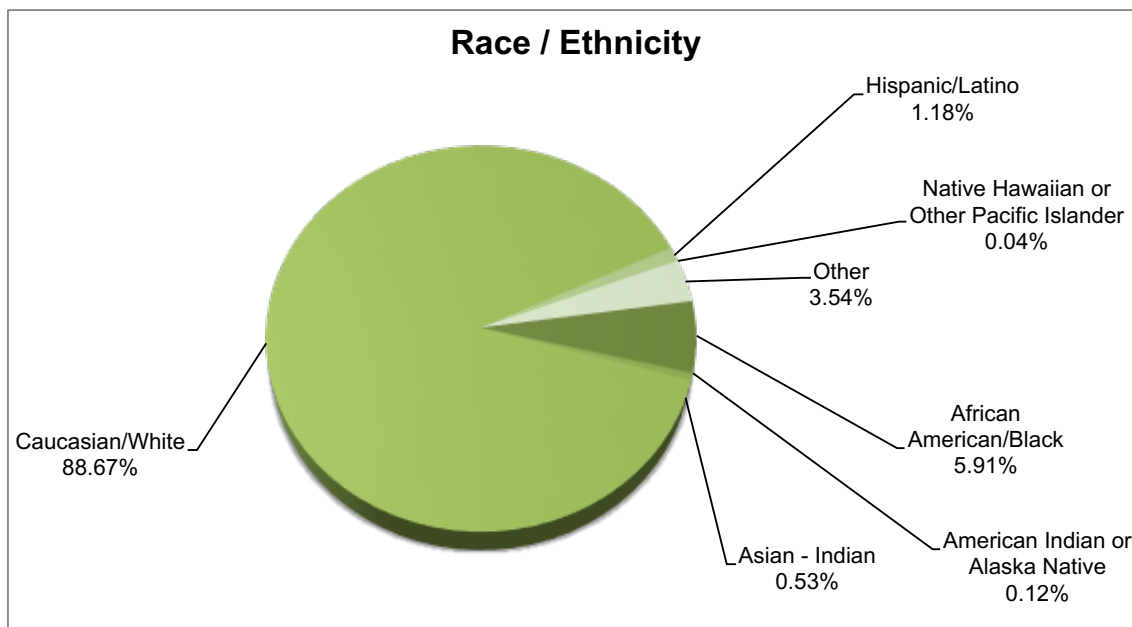
## DEMOGRAPHIC INFORMATION



- 80% (15,222) of APRNs with an active license are between the ages of 18 and 55 years
  - 97% (14,781) of these APRNs identified that they are currently employed in nursing
- 20% (3,715) of APRNs with an active license are over age 55
  - 90% (3,356) of these APRNs identified that they are currently employed in nursing

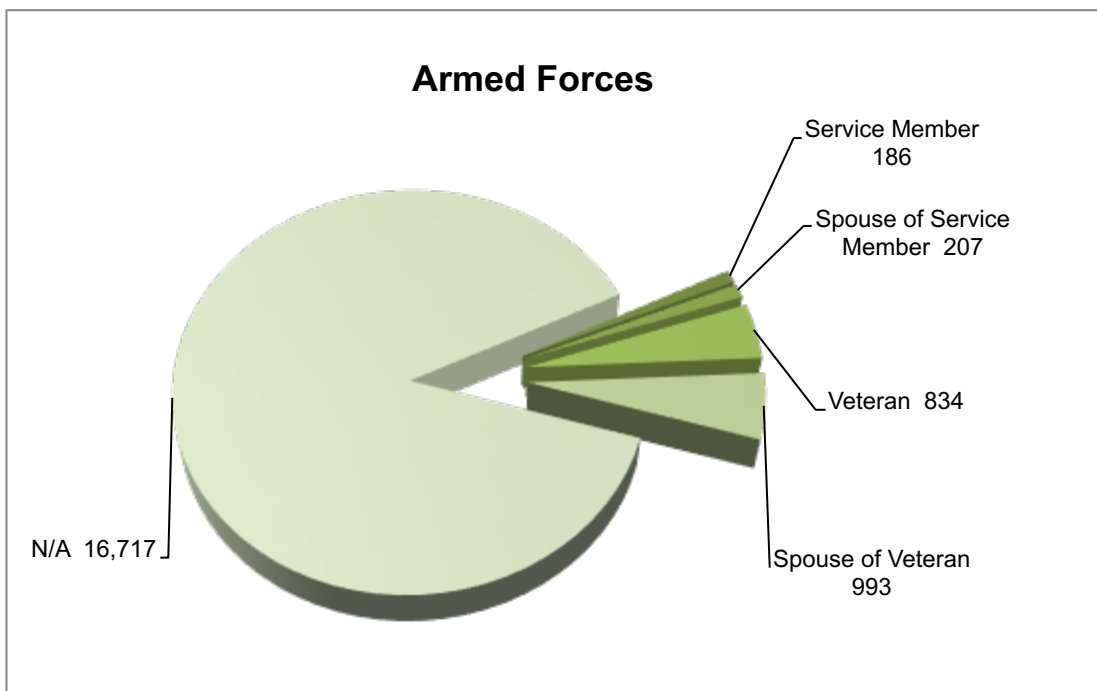


- 86% (16,353) are female; 14% (2,584) are male

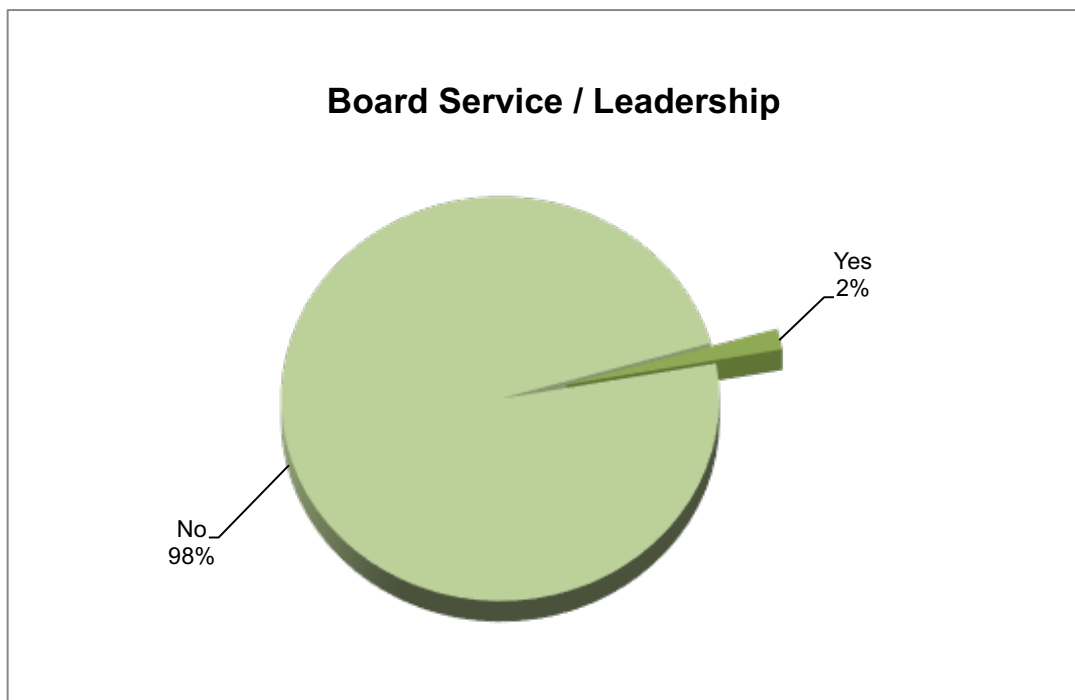


- 88.67% (16,791) reported their race/ethnicity as White/Caucasian; the next highest percentage was 5.91% (1,120) who reported their race/ethnicity as African American/Black

African American	1,120
American Indian / Alaska Native	22
Asian Indian	101
Caucasian / White	16,791
Hispanic / Latino	224
Native Hawaiian or Other Pacific Islander	8
Other	671
	18,937

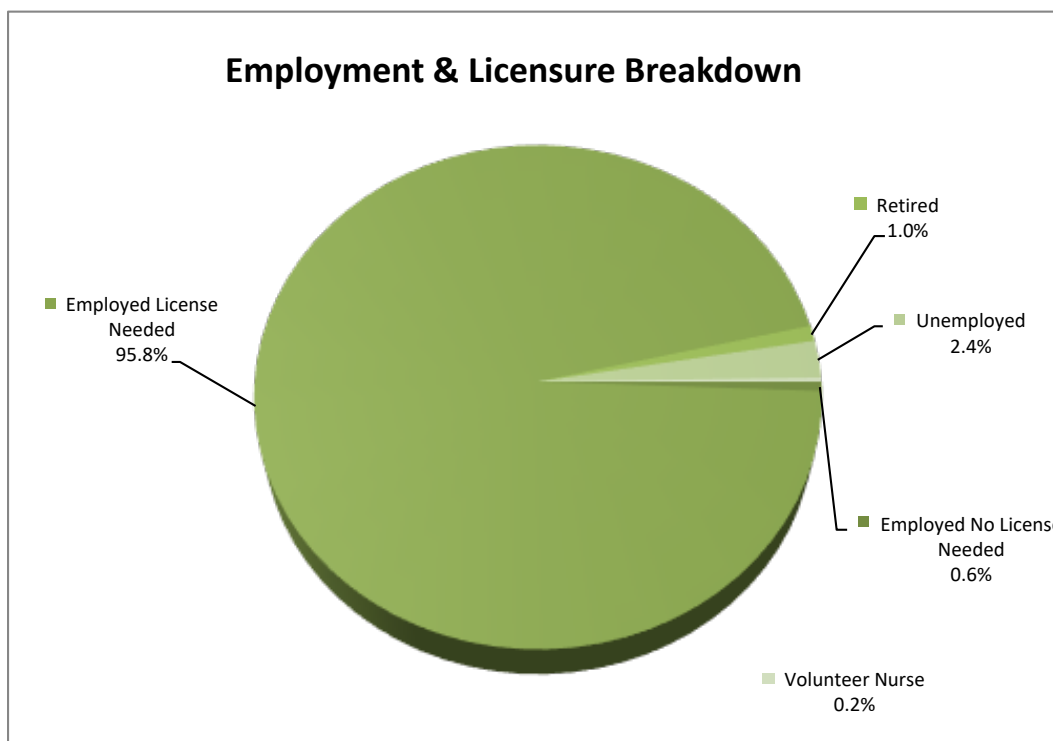


- 12% (2,220) reported an association with U.S. Armed Forces
  - 82% (1,827) of this group are either veterans or spouses of veterans



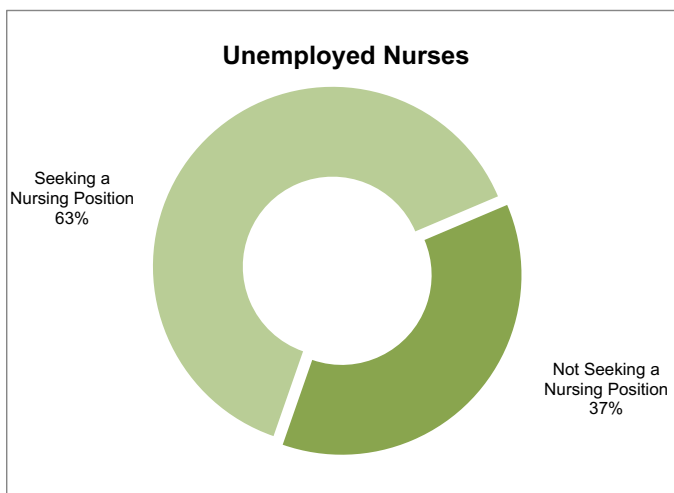
- Approximately 2% (312) indicated that they serve on a board that influences health care policy

## ADVANCED PRACTICE REGISTERED NURSE EMPLOYMENT

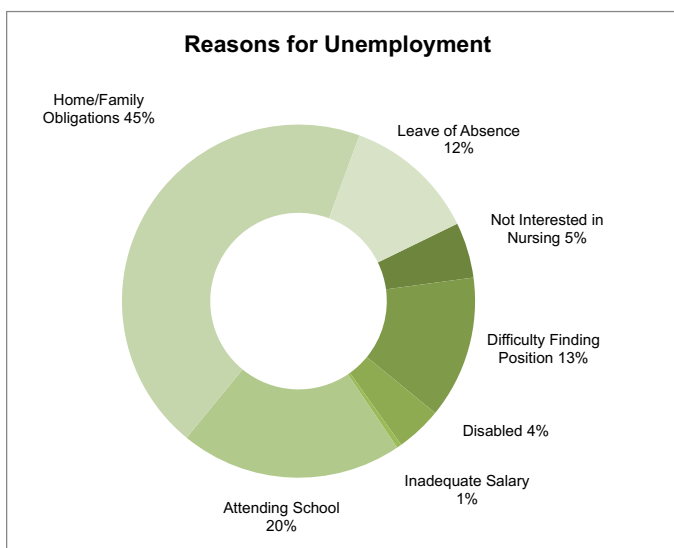


Employed License Needed	18,137
Employed No License Needed	114
Volunteer Nurse	47
Retired	187
Unemployed	452
	18,937

- 96% (18,137) are employed in a position where a nursing license is required
  - 83% work full-time; 13% work part-time; 4% work on a per-diem basis
  - 83% work in one position; 14% work in two positions; and 3% work in three or more positions
  - 54% work 36-40 hours per week; 21% work 41-50 hours per week; 8% work 21-30 hours per week; other 17%
  - 60% worked 50-52 weeks last year; 26% worked 43-49 weeks last year; 14% worked less than 43 weeks



Seeking a Nursing Position	286
Not Seeking a Nursing Position	166
	452

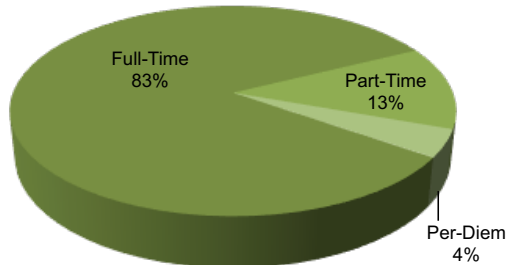


Not Interested in Nursing	23
Difficulty Finding Position	59
Disabled	19
Inadequate Salary	2
Attending School	92
Home/Family Obligations	202
Leave of Absence	55
	452

➤ Of the 452 APRNs who are unemployed, 63% (286) reported that they are seeking nursing employment

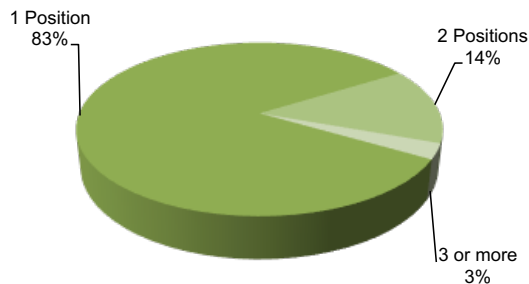


**Nursing Employment Type**



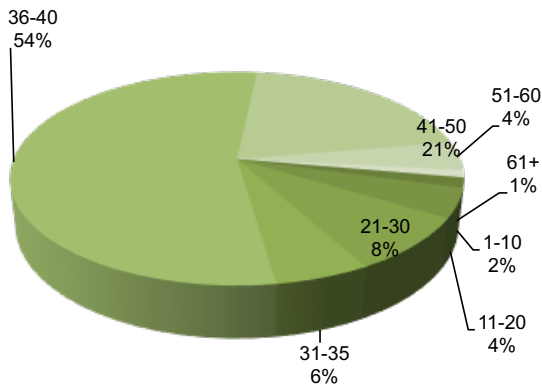
Full-Time	15,037
Part-Time	2,327
Per-Diem	761
Other	12
	<hr/>
	18,137

**Concurrent Paid Nursing Positions**



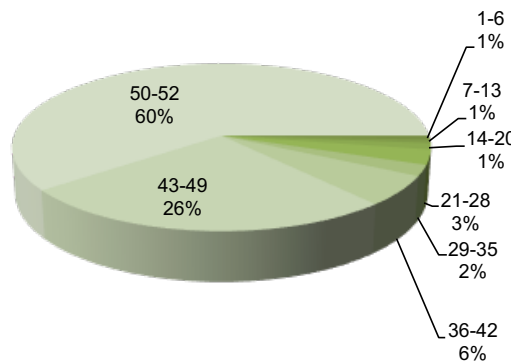
1	15,031
2	2,585
3 or more	521
	<hr/>
	18,137

**Hours Worked Per Week**



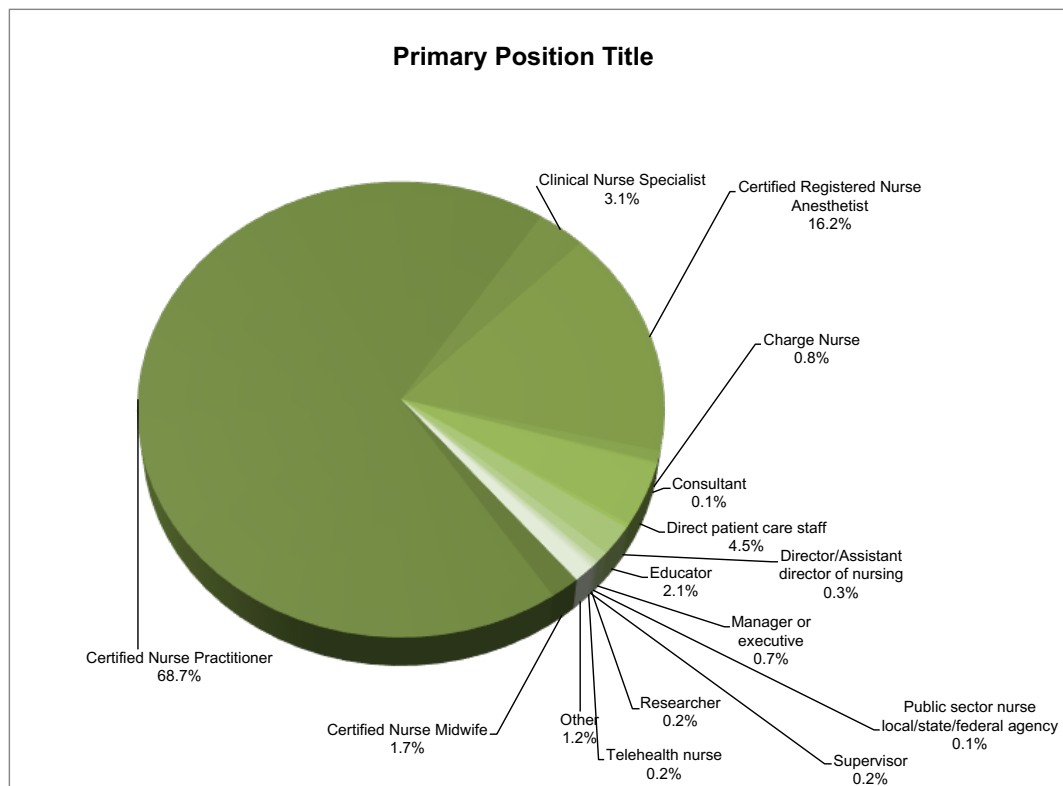
1-10	276
11-20	798
21-30	1,499
31-35	1,038
36-40	9,792
41-50	3,753
51-60	781
61+	200
	<hr/>
	18,137

**Weeks Worked Last Year**



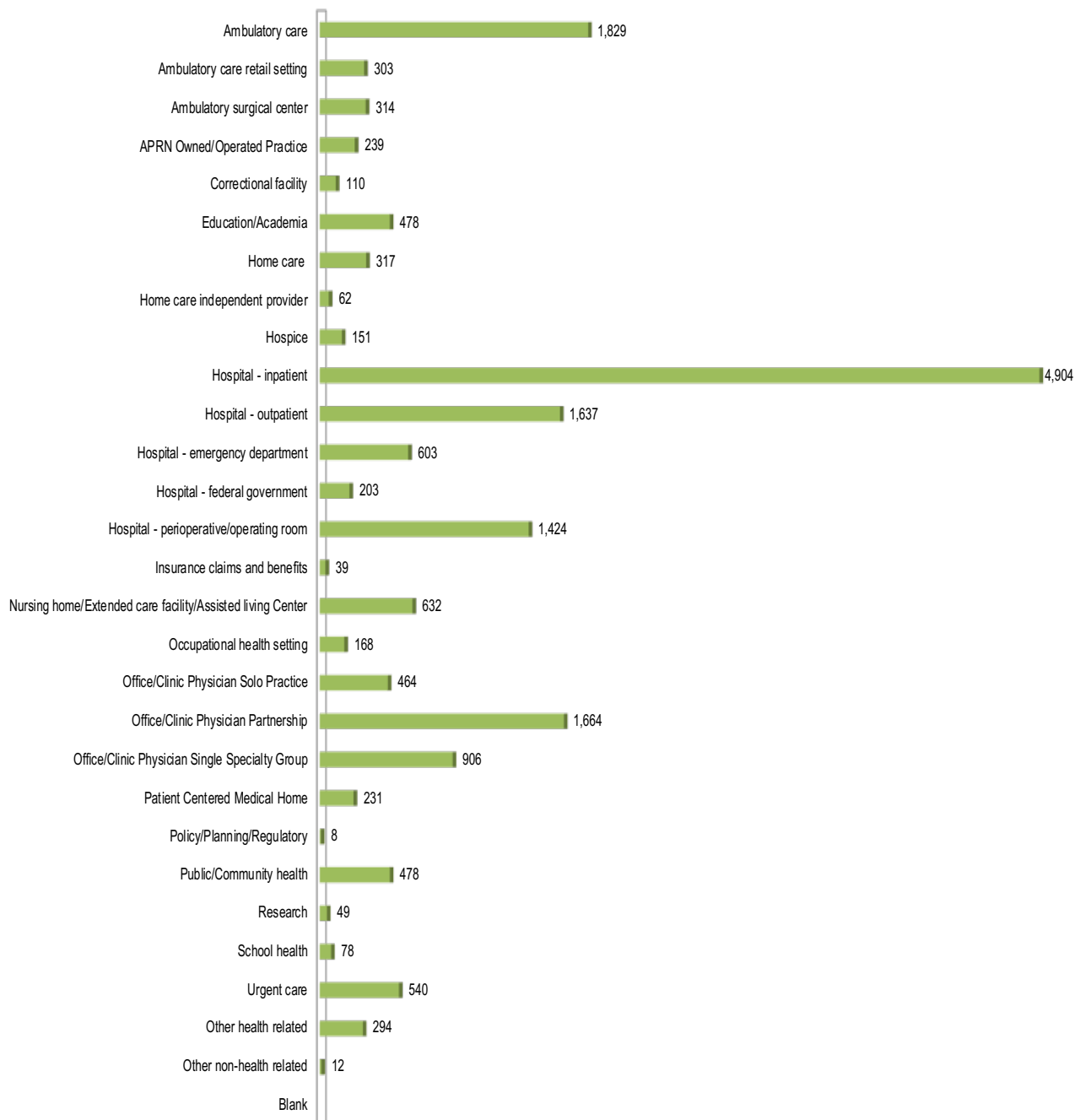
1-6	130
7-13	127
14-20	217
21-28	526
29-35	384
36-42	1,052
43-49	4,736
50-52	10,965
	<hr/>
	18,137

## PRACTICE SETTING, POSITION TITLE, PRACTICE AREA

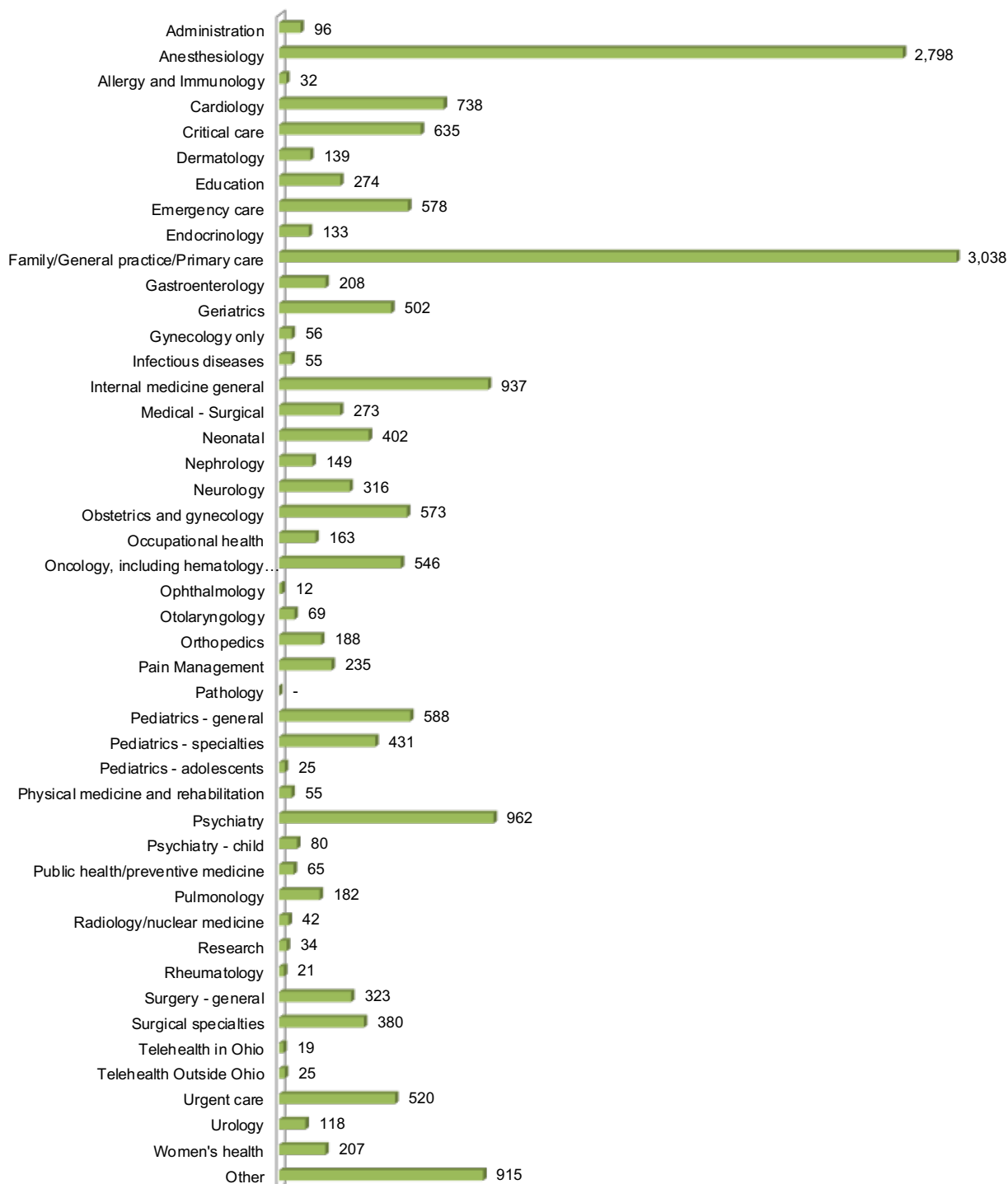


CNP	12,452
CNS	568
CRNA	2,936
CNM	317
Charge Nurse	142
Consultant	27
Direct Care	808
Director/Assist. Director of Nursing	53
Educator	378
Manager or Executive	134
Public Sector	14
Researcher	32
Supervisor	31
Telehealth	29
Other	216
	18,137

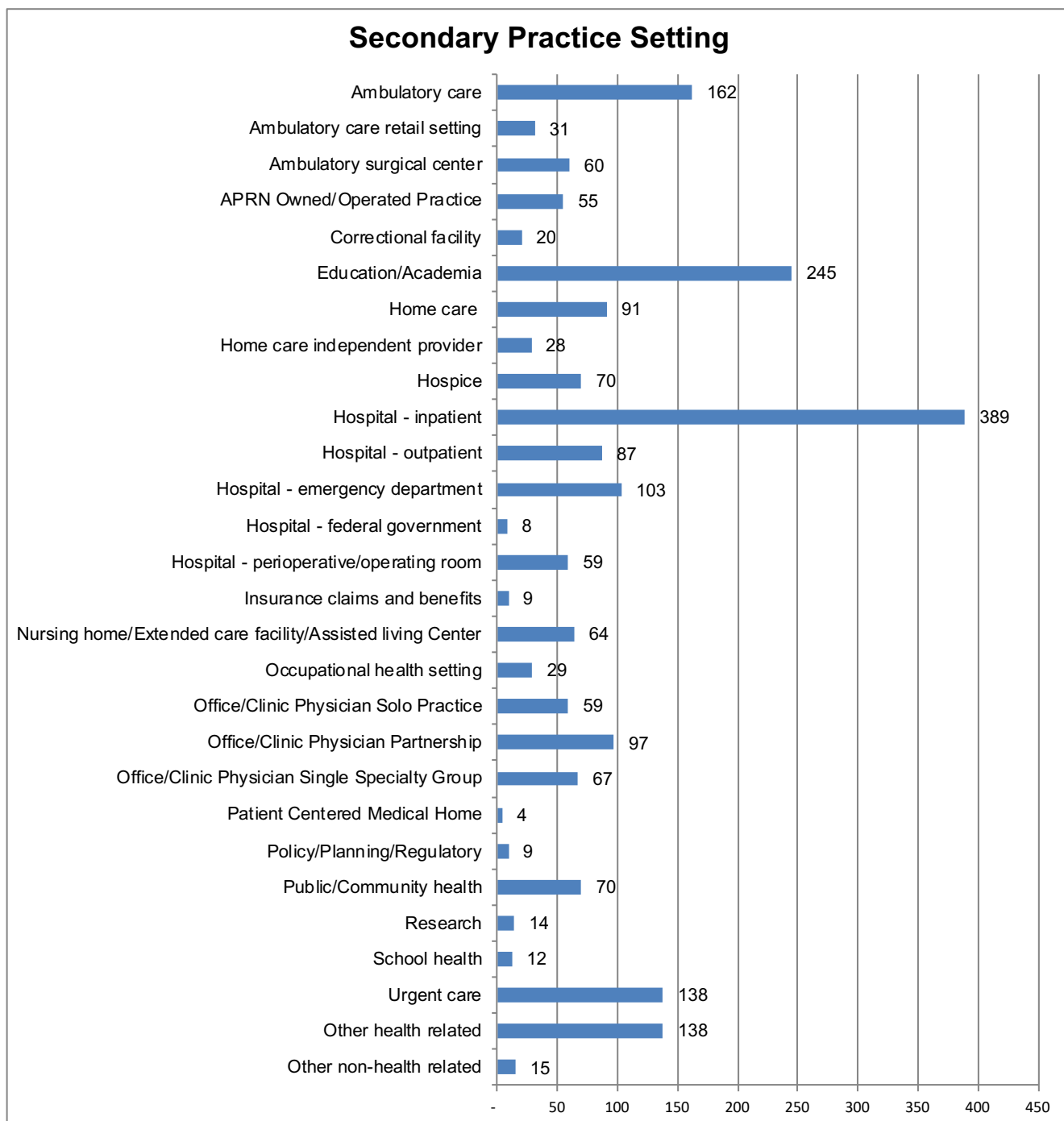
## Primary Practice Setting

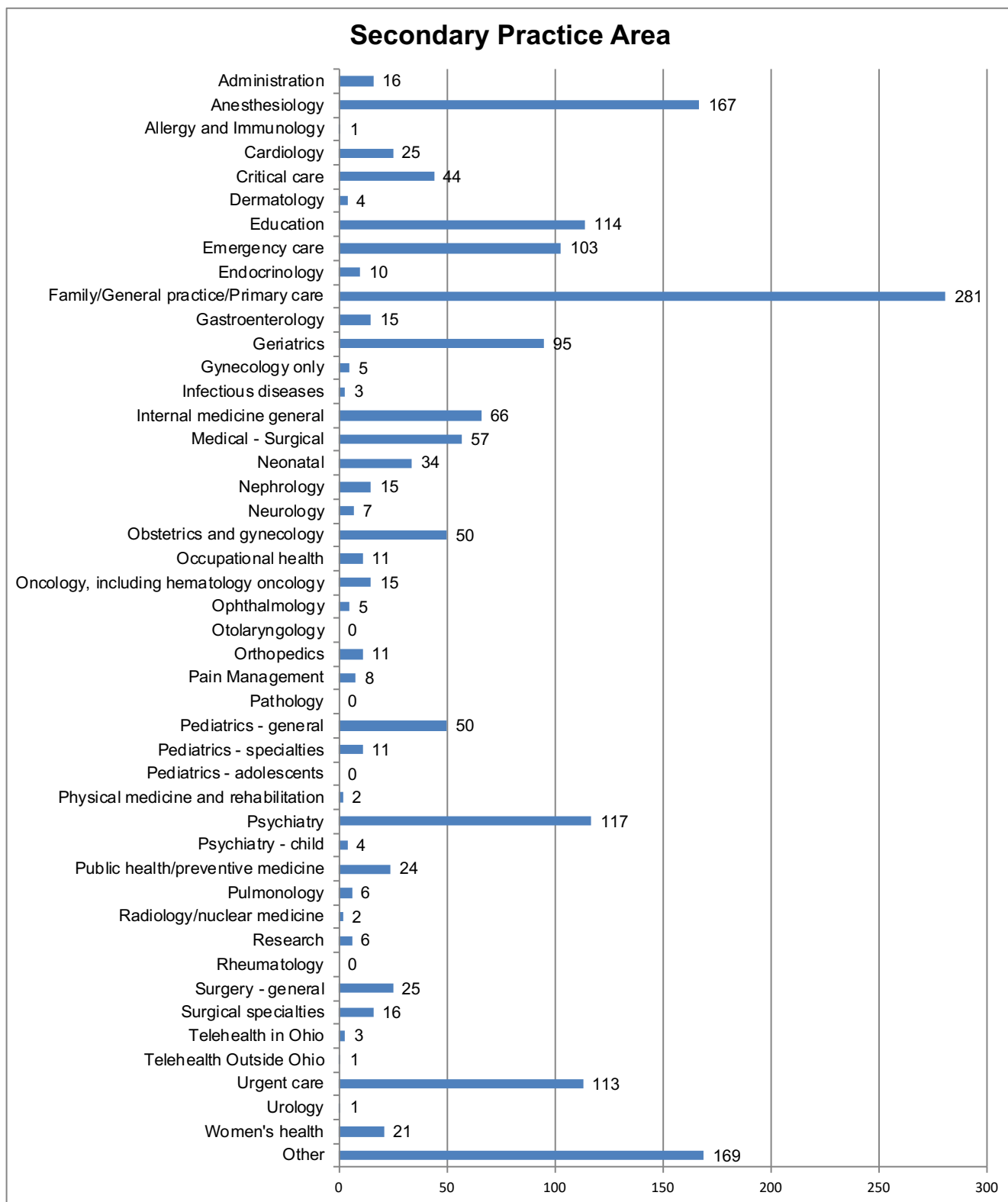


## Primary Practice Area



## SECONDARY PRACTICE SETTING &amp; PRACTICE AREA





## WORKING APRNs BY ZIP CODE LOCATION

- 90% (16,306) of the 18,137 who indicated being employed in nursing reported employer zip codes within Ohio (43001 to 45899). The remaining APRNs did not report a valid zip code or provide an out-of-state zip code
- Zip codes beginning with 432xx, 441xx and 452xx have the largest number of APRNs

Map Zipcode Groups	CNPs	CNSs	CRNAs	CNMs	Charge Nurse	Consultant	Direct Care	Nursing Director or Asst. Director	Educator	Manager or Executive	Other	Public Sector Nursing	Researcher	Supervisor	Telehealth	Zipcode Group TOTALS
A - 435xx	258	5	57	8			12	2	4	1	6		1	1		355
B - 436xx	371	15	119	31	5		38	3	22	4	6	1	1	1	-	617
C - 434xx	86	2	18	3			3	1						1	-	115
D - 448xx	189	5	25	1	1		8		1		1			1	-	232
E - 449xx	118	2	18	2			5		7					1	-	153
F - 442xx	262	18	42	5	3	1	14		13	2	8		3	1	1	373
G - 441xx	1,982	143	360	56	26	5	139	10	48	25	38	2	10	4	3	2,851
H - 440xx	459	15	100	13	4	1	24	1	10	2	4	1		1	-	635
I - 443xx	463	46	172	10	2		47	2	26	2	15		1	2	1	789
J - 444xx	112	4	55	2	1		13	2	7	2	1			1	-	200
K - 445xx	192	19	57	4			22		15	3	2		1		-	315
L - 446 & 447xx	463	27	107	14	5	1	21		9	7	3			2		659
M - 439xx	129		26				7		5	1				1	-	169
N - 438xx	14		3												-	17
O - 430xx	515	13	84	20	5	1	26	4	11	5	9		1	1	3	698
P - 433xx	98		24	6	1		1	1	2						-	133
Q - 458xx	287	5	62	11	5		14	3	3		2	1		1	-	394
R - 453xx	216	7	22	6	2		13		8	3	4				-	281
S - 454xx	593	65	200	18	10	1	38	3	17	11	12	1	2	4	2	977
T - 455xx	65	1	13				4		2		3				-	88
U - 432xx	1,734	66	272	30	34	9	170	10	52	17	31	2	5	3	1	2,436
V - 431xx	237	1	33	1	3		11			3	2	2			-	293
W - 437xx	162	1	22	2	5	1	11		5	1	2	1		1	-	214
X - 457xx	136	5	37	1	3		4		6	1	1				-	194
Y - 456xx	359	6	67	10	4	1	10		6	5	5				-	473
Z - 451xx	128	4	16	1	1		2		3	2					-	157
AA - 450xx	391	14	71	10	3	1	22	1	10	1	6	1			2	533
BB - 452xx	1,325	54	340	37	18	2	102	2	33	8	23		6	3	2	1,955
<b>Category Totals</b>	<b>11,344</b>	<b>543</b>	<b>2,422</b>	<b>302</b>	<b>141</b>	<b>24</b>	<b>781</b>	<b>45</b>	<b>325</b>	<b>106</b>	<b>185</b>	<b>12</b>	<b>31</b>	<b>30</b>	<b>15</b>	<b>16,306</b>

